

GLENMARK PHARMACEUTICALS SP. Z O.O.

**FINANCIAL STATEMENT FOR THE YEAR
ENDED 31 MARCH 2022**

Warsaw, 15 June 2022

Contents

- I. INTRODUCTION TO THE FINANCIAL STATEMENT 1
- II. BALANCE SHEET10
- III. PROFIT AND LOSS ACCOUNT14
- IV. STATEMENT OF CHANGES IN EQUITY16
- V. CASH FLOW18
- VI. SUPPLEMENTARY INFORMATION AND EXPLANATIONS20

I. INTRODUCTION TO THE FINANCIAL STATEMENT

1. GENERAL INFORMATION

Glenmark Pharmaceuticals Sp. z o.o. earlier Glenmark Distributors Sp. z o.o. [the “Company”] formerly Vincima Investments Sp. z o.o. was established by the Notarial Deed of 2 June 2008. On 2 July 2008 the Company was entered in the National Court Register in the District Court for the capital city of Warsaw – XIII Economic Division under number KRS 0000308877.

The Company was assigned the statistical number REGON 141450550 on 12 June 2008 and the tax identification number (NIP) 527-257-65-15 on 25 June 2008.

The registered office of the Company is located at ul. Osmańska 14, 02-823 Warsaw.

According to the articles of association of the Company, the primary business activity of the Company includes:

1. Wholesale of pharmaceutical and medical products;
2. Advertising;
3. Market research and public opinion polling;
4. Production of medicines and other pharmaceutical products;
5. Retail sale of pharmaceutical products in specialised stores;
6. Interpersonal relations, public relations and communication.

2. DURATION OF THE ACTIVITY

Duration of the Company’s activity is unlimited.

3. PERIOD COVERED BY THE FINANCIAL STATEMENT

The financial statement includes financial data for the period from 1 April 2021 to 31 March 2022 and comparative data for the period from 1 April 2020 to 31 March 2021.

4. COMBINED FINANCIAL STATEMENT

The Company has no internal organisational units preparing separate financial statements, therefore, the financial statement does not include combined data.

5. GOING CONCERN ASSUMPTION

The financial statement has been drawn up on the assumption that the Company will continue to operate as a going concern in the foreseeable future. There are no circumstances indicating a threat to the Company’s continuing as a going concern. The Management Board of the Company prepared the financial statements with the assumption of continuation of activity. The assumption is based on the five-year plan of the company which assumes a dynamic increase in sales as well as a significant improvement in financial results.

6. MERGER OF THE COMPANIES

In the reporting period for which the financial statements were prepared, the Company did not merge with any other business entity.

7. ADOPTED ACCOUNTING PRINCIPLES (POLICIES)

7.1 *Format and basis for preparation of the financial statement*

The financial statement has been prepared in accordance with the Accounting Act of 29 September 1994 (consolidated text Journal of Laws of 2021 , item 217 as amended) [the “Act”].

The financial statement has been prepared in compliance with the historical cost method.

The Company prepares a comparative profit and loss account.

The Company prepares its cash flow statement using the indirect method.

7.2 *Intangible assets*

Intangible assets are recognised if it is probable that in the future they will result in the Company’s economic benefits directly related to those assets. Initial recognition of intangible assets is made at purchase price or production cost. After initial recognition, intangible assets are measured at purchase price or production cost less amortisation and impairment write-offs. Intangible assets are depreciated according to the straight-line method over their estimated useful economic lives.

Estimated useful life is calculated as follows:

Computer software	2 years,
Other intangible assets	2 years.
Licences from Gilbert	6 years

Costs of completed development projects, carried out by an entity for its own needs and incurred before the commencement of production or implementation of technology, are recognised as intangible assets if:

- a given product or production technology is clearly defined, and related development costs are reliably measured,
- the technical usefulness of a product or technology has been determined and properly documented, and on that basis an entity has decided to manufacture these products or implement the technology,
- it is expected that development costs will be covered with the revenue from the sales of these products or implementation of the technology.

The period of amortisation of development costs is 10 years.

Goodwill is a difference between the cost of acquisition of a given entity or its business unit and the fair value of acquired net assets, if lower. If the cost of acquisition of an entity or its business unit is lower than the fair value of acquired net assets, the difference represents negative goodwill.

7.3 *Tangible fixed assets*

Tangible fixed assets are stated at purchase price, production cost or revaluated amount, less amortisation and impairment write-offs. Land is valued at purchase price decreased by impairment write-offs.

Revaluation takes place under separate regulations. The last revaluation of tangible fixed assets was conducted on 1 January 1995. The revaluation result is recognised as revaluation reserve. After disposal or liquidation of a fixed asset, the amount remaining in revaluation reserve is transferred to supplementary capital.

Expenses incurred after bringing the asset into use, i.e. costs of repair, maintenance, usage charges, impact the financial result of the reporting period in which they have been incurred. If it is possible to evidence that the incurred expenses have increased future economic benefits for the Company directly related to a given asset and exceed the previously estimated level, they increase the initial cost of that fixed asset.

Fixed assets, excluding land and the right of perpetual usufruct of land, are depreciated in accordance with the straight-line method over their estimated useful economic lives or shorter of the two periods: useful economic life or the right to use which is as follows:

Buildings, premises and water and civil engineering structures	3-10 years
Technical equipment and machines	3-7 years
Vehicles	5 years
Other fixed assets	5-10 years

Fixed assets of a low initial unit cost, i.e. below PLN 3 500,00, are depreciated on a one-off basis.

7.4 Fixed assets under construction

Fixed assets under construction are valued at total costs directly related to their acquisition or construction, including financial costs, decreased by impairment write-offs.

7.5 Leasing

The Company is not a party to any contracts of leasing under which it would give tangible fixed assets or intangible assets for use in return for payment or for collection of fruits.

The Company is a party to operating leasing agreements under which it accepts third party fixed assets for use in return for payment or for collection of fruits for an agreed period of time.

In case of finance lease, under which the major risks and benefits due to the ownership of assets covered by the contract are transferred, the leased item is recognised in fixed assets at the present value of minimum lease payments defined as of the commencement of lease. The lease payments are divided between financial costs and the reduction of the outstanding liability in order to obtain a fixed interest rate on the remaining balance of liability. Financial costs are charged directly to the profit and loss account.

Fixed assets used under finance lease are depreciated over the projected economic usage period which is the same as for fixed assets described in point 7.3.

7.6 Borrowing costs

Borrowing costs related to construction, adaptation, assembly or improvement of tangible fixed assets or intangible assets over the period of construction, adaptation, assembly or improvement are capitalised to the value of those assets if the borrowing was obtained to finance these activities.

Other borrowing costs are recorded in the profit and loss account.

7.7 Shares in subordinated entities

Shares in subordinated entities are valued at the purchase price decreased by impairment write-offs.

7.8 Financial assets

When they are recorded in the books of account, financial assets are measured at purchase price which is the fair value of payment made. Transaction costs are included in initial measurement of financial assets.

Not later than at the end of the reporting period financial assets are measured as follows:

- financial assets held for trading – at fair value,
- financial assets available for sale – at fair value,
- loans granted and own receivables, except those designated as held for trading – at corrected purchase price estimated using the effective rate method, regardless whether the Company intends to hold them up to the maturity or not. Receivables of short term maturity, for which the rate has not been specified, are measured at the required payment value, if the current value of future cash flows expected by the Company, established by using interest rate, is not significantly different from the amount of the required payment,
- financial assets with fixed maturity date – at corrected purchase price estimated using the effective rate method,
- financial assets without fixed maturity date – at purchase price.

Not later than at the end of the reporting period, financial assets are revaluated in case of an impairment of their value in accordance with principles described in point 7.13.

The results of measurement of financial assets available for sale are registered in revenues or financial costs. Measurement of other categories of financial assets is included in revenues and financial costs.

Acquisition and sale of assets in trading on the regulated market is included in the books of account at the date of the transaction conclusion.

7.9 *Inventories*

Inventories are evaluated according to the lower of the two values: purchase price or production cost and net sales price.

Individual inventory groups are measured in the following manner:

- materials and supplies – at the purchase price,
- finished products and goods in progress - at direct cost of raw materials and labour and justified portion of overheads defined at normal production capacity.

For determining the costs of inventories “first in – first out” method is applied.

The net selling price is net realisable value as at the balance sheet date excluding tax on goods and services and excise duty, decreased by any discounts, rebates and costs related to bringing the asset to sale.

The value of materials, supplies and finished goods evaluated according to the above manner is decreased by revaluation write-offs established for slow moving inventories and endangered with being overdue, unless contracts with suppliers provide otherwise.

7.10 *Short-term and long-term receivables*

Receivables are disclosed at amount due less revaluation write-offs, unless they are secured.

Receivables are subject to revaluation by reducing their value with write-offs taking into account the probability of their payment. Revaluation write-offs of receivables are recognised accordingly as other operating expenses or financial expenses, depending on the type of receivable a given write-off relates to.

The value of cancelled, time-barred or unrecoverable receivables is reduced by revaluation write-offs previously made.

Cancelled, time-barred or unrecoverable receivables, for which revaluation write-offs have not been made or write-offs made did not cover the entire value, are recognised as other operating expenses or financial expenses.

7.11 *Cash and cash equivalents*

Cash in hand and at bank is evaluated at nominal value.

Cash and cash equivalent balance shown in the statement of cash flows consists of cash in hand and bank deposits with the maturity dates falling within 3 months, which are not treated as investment activity.

7.12 *Prepayments*

The Company recognises prepayments, if the costs refer to future reporting periods.

Prepayments are written off in relation to the lapse of time. The time and manner of settlement depend on the nature of settled costs, according to the prudence concept.

7.13 *Impairment of assets*

As at each balance sheet date the Company defines whether there are any objective indications of an impairment of an asset or a group of assets. If there are such indications, the Company defines the estimated recoverable value of an asset and makes impairment write-offs equalling the difference between the recoverable amount and the carrying amount. The impairment loss is charged to the profit and loss account for a given reporting period. If the assets have been previously revaluated, the loss first decreases the revaluation reserve and any excess is recognised in the profit and loss account of the current period.

Revaluation write-offs of a financial asset or a portfolio of similar financial assets are established as follows:

- in case of financial assets measured at corrected purchase price – as the difference between the value of those assets resulting from the books of account as at the evaluation date and the recoverable amount. The recoverable amount is the present value of future cash flows estimated by the Company, discounted at the effective interest rate, applied by the Company so far while measuring a revaluated financial asset or a portfolio of similar assets,
- in case of financial assets measured at fair value for which valuation results are recognised as revaluation reserve – as the difference between the purchase price of an asset and its fair value established as at the valuation date. By the fair value of debt financial instruments as at the valuation date current value of future cash flows estimated by the Company, discounted using current market interest rate applied to similar financial instruments, is understood. Accumulated losses to that day recognised in revaluation reserve are recognised as financial costs in the amount not less than the amount of a write-off, decreased by the portion directly recognised as financial costs,
- in case of other financial assets – as the difference between the value of an asset resulting from the books of account and the current value of future cash flows estimated by the Company, discounted using the current market interest rate applied to similar financial instruments.

From the day in which a write-off was made due to the impairment of a financial asset or a portfolio of similar assets, revenue from interest according to the rate used so far is no longer calculated. From that day revenue from interest is calculated using the rate discounting future cash flows, adopted in order to establish a possible recoverable value.

Once the cause for recognition of a revaluation write-off due to impairment expires, an equivalent of the whole or relevant portion of the revaluation write-off previously made increases the value of a given asset and is recognised as other operating revenue or financial revenue accordingly.

In case of financial assets, decrease of a write-off previously made and increase of the value of assets measured by the Company in the amount of corrected purchase prices may take place by the amount the addition of which will cause the increase of financial assets not higher than the amount of corrected purchase prices which would be established as at that day if impairment did not take place.

7.14 *Share capital*

The share capital is stated in the amount defined in the articles of association of the Company and entered in the court register.

7.15 *Provisions*

Provisions are recognised if the Company has an obligation (legal or customary) resulting from past events and if it is certain or highly probable that execution of the obligation will result in the outflow of economic benefits and if the liability may be reliably estimated.

7.16 *Accruals*

Accruals are recognised in the amount of probable liabilities for the current reporting period resulting, in particular, from:

- performances provided to the Company by its contractors, when the amount of liability can be reliably estimated,
- the obligation to provide future services related to current business to unknown persons, whose amount may be determined, even though the date when the liability arises is not yet known.

Accruals are written off in relation to the lapse of time or the amount of payments for the services rendered. The time and manner of settlement depend on the nature of settled costs according to the prudence concept.

Accrued expenses resulting from uninvoiced deliveries and services accepted by the Company are presented in the financial statement as other provisions.

Accrued expenses due to unused annual leaves are presented in the financial statement as provisions for employee benefits.

7.17 *Financial liabilities*

As a financial instrument the Company qualifies each contract which results both in establishment of financial assets for the one party and financial liability or capital instrument for the other party, provided that from the contract concluded between two parties or more, economic effects unambiguously result.

Pursuant to the Ordinance of the Minister of Finance of 12 December 2001 regarding specific rules of recognition, valuation methods, scope of including financial instruments and manner of their presentation (Journal of Laws No. 149, item 1674, as amended), the Company qualifies financial liabilities as:

- financial liabilities held for trading,
- other financial liabilities.

In the moment of initial recognition in the books of account, financial liabilities are recognised at fair value of the amount obtained or value of other assets obtained, including transaction costs incurred.

After the initial recognition, financial liabilities held for trading are measured at fair value. Mainly derivative financial instruments with a negative fair value are qualified as liabilities held for trading.

After the initial recognition, other financial liabilities are measured at the corrected purchase price (of depreciated cost), using the effective interest rate. Liabilities with short maturity period, for which interest rate has not been established, are recognised at the amount due, if the current value of future cash flows estimated by the Company determined by interest rate attributable to this liability is not significantly different from the amount due.

The Company classifies, inter alia, loans and credits taken, liabilities due to issuance of debt securities, financial leasing liabilities as other financial liabilities. For the purpose of evaluation, liabilities due to deliveries and services are also qualified to this category of financial instruments.

7.18 *Deferred income*

Deferred income, subject to the prudence concept, includes in particular:

- an equivalent of payments received or due from contractors for services to be performed in future reporting periods,
- funds obtained to purchase or manufacture fixed assets, including fixed assets under construction and development projects, if pursuant to other provisions such assets do not increase equity capital, but the amounts included to deferred income gradually increase other operating income, in parallel to depreciation or amortisation write-offs from fixed assets or costs of development projects financed from these funds,
- negative goodwill,
- accepted free of charge, including through donations, fixed assets under construction, tangible and intangible fixed assets.

Negative goodwill represents a difference between the purchase price of a given entity or its organised unit and the fair value of acquired net assets higher than the purchase price.

Negative goodwill, to the amount not exceeding the fair value of acquired fixed assets, with the exclusion of long-term financial assets listed on regulated markets, is recognised by the Company as deferred income over the period being weighted average period of economic usefulness of fixed assets acquired and subject to depreciation. Negative goodwill in the amount exceeding the fair value of fixed assets, with the exclusion of long-term financial assets listed on regulated markets, is recognised as income as at the date of the merger.

Negative goodwill is written off to other operating income up to the amount in which it refers to estimated in a reliable manner future losses and costs, established by the Company taking over as at the date of merger, not being however a liability disclosed as a result of the merger. Such write-off takes place in the reporting period in which losses and costs have impact on financial result. If these losses and costs have not been incurred in previously estimated reporting periods, then referring to them negative goodwill is written off in a manner specified in the paragraph above.

7.19 *Hedge accounting*

The Company does not use hedge accounting.

7.20 *Embedded derivatives*

Separated embedded derivatives are disclosed as financial instruments held for trading. They are measured at the fair value and the changes of their value are recognised in the profit and loss account.

7.21 *Deferred income tax*

Deferred income tax is recognised applying the balance sheet liability method to all temporary differences that exist at the balance sheet date between the tax base of an asset or liability and its carrying amount disclosed in financial statements.

Deferred income tax provisions are established in relation to all positive temporary differences, except for those regarding goodwill, whose depreciation does not decrease the tax base or resulting from initial recognition of an asset or liability in a transaction which is not a merger of businesses or acquisition of an entity or its organised part and at the moment of its conclusion it does not have impact either on gross financial result or the tax base.

A deferred income tax asset is established in relation to all negative temporary differences and unused tax losses transferred to next years in such amount in which it is probable that a taxable income will be achieved which will allow to use the aforementioned differences and losses.

The carrying amount of deferred income tax assets is reviewed at each balance sheet date and decreased to the extent that it is no longer probable that sufficient taxable income will be available to realise the deferred income tax asset fully or in part.

Deferred income tax assets and provisions for deferred income tax are measured according to tax rates which, pursuant to provisions adopted to the balance sheet date, shall be binding in the period when an asset is realised or provision released.

Deferred income tax assets and provisions for deferred tax are provided in a balance sheet separately

7.22 Foreign currency transactions

Transactions denominated in foreign currencies are translated to Polish zloty at the exchange rate of the transaction date.

As at the balance sheet date, assets and liabilities denominated in foreign currency have been valued at the average rate of the National Bank of Poland. Resulting exchange differences are recorded as financial income or costs or, in cases specified by provisions of law, capitalised in the value of assets.

7.23 Social assets and Social Fund liabilities

Pursuant to the Social Fund Act of 4 March 1994 as amended, the Social Fund is composed of employers employing more than 20 full time employees. Due to the number of employees, the Company does not establish such fund.

7.24 Revenue recognition

Revenues are recognised at the amount of probable economic benefits that can be reliably estimated.

7.24.1 Sales of goods

Revenues are recognised when significant risks and rewards of ownership of goods have been transferred to the buyer. The revenues include amounts due or received on sale, net of VAT.

7.24.2 Services

Revenues on rendering services are recognised with reference to the stage of service completion.

7.24.3 Interest

Revenues on interest are recognised when charged, if their receipt is not doubtful.

7.24.4 Dividends

Dividends receivable are recorded as financial revenues when the entity's appropriate authority adopts a resolution on profit distribution, unless the resolution defines a different date for a title to a dividend.

II. BALANCE SHEET

Balance Sheet - Assets			
Specification	Additional information	As at 31.03.2022	As at 31.03.2021
A. FIXED ASSETS		5 066 199,59	2 279 795,53
I. Intangible assets	Note 1	23 261,17	306 011,64
1. Development costs		0,00	0,00
2. Goodwill		0,00	0,00
3. Other intangible assets		23 261,17	306 011,64
4. Advances for intangible assets		0,00	0,00
5. Advance for intangible assets		0,00	0,00
II. Tangible fixed assets		334 877,42	255 508,89
1. Tangible fixed assets in use	Note 2	334 877,42	255 508,89
a) land (including right to perpetual usufruct)		0,00	0,00
b) buildings, premises, civil and water engineering structures		0,00	0,00
c) technical equipment and machines		244 608,90	155 305,84
d) vehicles		0,00	0,00
e) other tangible fixed assets		90 268,52	100 203,05
2. Tangible fixed assets under construction		0,00	0,00
3. Advances for tangible fixed assets under construction		0,00	0,00
III. Long-term receivables	Note 7	0,00	0,00
1. From related parties	Note 30	0,00	0,00
2. From other entities in which the entity has an equity interest		0,00	0,00
3. From other entities		0,00	0,00
IV. Long-term investments	Note 4	0,00	0,00
1. Real property		0,00	0,00
2. Intangible assets		0,00	0,00
3. Long-term financial assets	Note 5	0,00	0,00
a) in related parties		0,00	0,00
- shares		0,00	0,00
- other securities		0,00	0,00
- loans granted		0,00	0,00
- other long-term financial assets		0,00	0,00
b) in other entities in which the entity has an equity interest		0,00	0,00
- shares		0,00	0,00
- other securities		0,00	0,00
- loans granted		0,00	0,00
- other long-term financial assets		0,00	0,00
c) in other entities		0,00	0,00
- shares		0,00	0,00
- other securities		0,00	0,00
- loans granted		0,00	0,00
- other long-term financial assets		0,00	0,00
4. Other long-term investments		0,00	0,00
V. Long-term prepayments		4 708 061,00	1 718 275,00
1. Deferred tax assets	Note 21.2	4 708 061,00	1 718 275,00
2. Other prepayments	Note 8	0,00	0,00
B. CURRENT ASSETS		59 551 252,78	61 164 727,10
I. Inventory	Note 6	7 564 168,11	11 586 372,90
1. Materials		0,00	0,00
2. Semi-finished products and work in progress		0,00	0,00
3. Finished products		0,00	0,00
4. Goods		7 418 368,11	11 586 372,90
5. Advances for deliveries		145 800,00	0,00
II. Short-term receivables	Note 7	48 754 238,30	43 336 938,70
1. Receivables from related parties	Note 30	10 727 755,20	16 034 589,07
a) trade receivables, maturing:		10 727 755,20	16 034 589,07
- up to 12 months		10 727 755,20	16 034 589,07
- above 12 months		0,00	0,00
b) other		0,00	0,00

2. Receivables from other entities in which the entity has an equity interest		0,00	0,00
a) trade receivables, maturing:		0,00	0,00
- up to 12 months		0,00	0,00
- above 12 months		0,00	0,00
b) other		0,00	0,00
3. Receivables from other entities		38 026 483,10	27 302 349,63
a) trade receivables, maturing:		37 575 288,56	26 995 928,62
- up to 12 months		37 575 288,56	26 995 928,62
- above 12 months		0,00	0,00
b) receivables from tax, subsidy, customs, social security and other benefits		0,00	0,00
c) other		451 194,54	306 421,01
d) claimed at court		0,00	0,00
III. Short-term investments		3 167 244,35	6 167 076,61
1. Short-term financial assets		3 167 244,35	6 167 076,61
a) in related parties	Note 5	0,00	0,00
- shares		0,00	0,00
- other securities		0,00	0,00
- loans granted		0,00	0,00
- other short-term financial assets		0,00	0,00
b) in other entities in which the entity has an equity interest	Note 5	0,00	0,00
- shares		0,00	0,00
- other securities		0,00	0,00
- loans granted		0,00	0,00
- other short-term financial assets		0,00	0,00
c) in other entities	Note 5	0,00	0,00
- shares		0,00	0,00
- other securities		0,00	0,00
- loans granted		0,00	0,00
- other short-term financial assets		0,00	0,00
d) cash and other pecuniary assets		3 167 244,35	6 167 076,61
- cash in hand and at bank		3 167 244,35	6 167 076,61
- other cash		0,00	0,00
- other pecuniary assets		0,00	0,00
2. Other short-term investments		0,00	0,00
IV. Short-term prepayments	Note 8	65 602,02	74 338,89
V. Prepayments for construction contracts		0,00	0,00
1. Unbilled receivables		0,00	0,00
2. Prepaid expenses		0,00	0,00
C. CALLED UP SHARE CAPITAL		0,00	0,00
D. OWN SHARES	Note 9	0,00	0,00
TOTAL ASSETS :		64 617 452,37	63 444 522,63

BALANCE SHEET - LIABILITIES			
Specification	Additional information	As at 31.03.2022	As at 31.03.2021
A. EQUITY		3 434 916,83	- 983 631,24
I. Share capital	Note 9	5 000 000,00	5 000 000,00
II. Supplementary capital, including:		23 004 101,18	23 004 101,18
- surplus sales value (issue value) over the nominal value of shares		-	-
III. Revaluation reserve, including:	Note 10	-	-
- revaluation of fair value		-	-
IV. Other reserve capitals, including:		-	-
- capitals established pursuant to the company's articles of association (statutes)		-	-
- capitals for own shares		-	-
V. Previous year's profit (loss)		- 28 987 732,42	- 27 129 500,67
VI. Net profit (loss)	Note 17	4 418 548,07	- 1 858 231,75
VII. Write-off on net profit during the financial year		-	-
B. LIABILITIES AND PROVISIONS FOR LIABILITIES		61 182 535,54	64 428 153,87
I. Provisions for liabilities		14 561 237,14	9 486 818,88
1. Provision for deferred income tax	Note 21.2	-	-
2. Provision for retirement and similar benefits	Note 11	451 969,52	547 556,01
- long-term		-	-
- short-term		451 969,52	547 556,01
3. Other provisions	Note 11	14 109 267,62	8 939 262,87
- long-term		-	-
- short-term		14 109 267,62	8 939 262,87
II. Long-term liabilities	Note 12	9 614 230,00	-
1. To related parties	Note 30	9 614 230,00	-
2. To other entities in which the entity has an equity interest		-	-
3. To other entities		-	-
a) credits and loans			
b) arising from issuance of debt securities			
c) other financial liabilities			
d) bill-of-exchange liabilities			
e) other			
III. Short-term liabilities	Note 12	37 007 068,40	54 941 334,99
1. To related parties	Note 30	27 199 581,21	46 830 222,08
a) trade liabilities, maturing:		27 079 403,33	46 830 222,08
- up to 12 months		27 079 403,33	46 830 222,08
- above 12 months		-	-
b) other		120 177,88	-
2. To other entities in which the entity has an equity interest		-	-
a) trade liabilities maturing:		-	-
- up to 12 months		-	-
- above 12 months		-	-
b) other		-	-
3. To other entities		9 777 799,43	8 101 729,78
a) credits and loans		-	-
b) arising from issuance of debt securities		-	-
c) other financial liabilities		-	-
d) trade liabilities, maturing:		8 436 041,15	6 758 411,89
- up to 12 months		8 436 041,15	6 758 411,89
- above 12 months		-	-
e) advances received for deliveries		-	-
f) bill-of-exchange liabilities		-	-
g) tax, customs, social security and health		1 326 977,84	1 342 283,99

insurance, and of other public-legal titles			
h) payroll liabilities		-	-
i) other		14 780,44	1 033,90
4. Special funds		29 687,76	9 383,13
IV. Accruals		-	-
1. Negative goodwill		-	-
2. Other accruals	Note 8	-	-
- long-term		-	-
- short-term		-	-
V. Accruals related to construction contracts		-	-
1. Deferred income		-	-
2. Accrued expenses		-	-
TOTAL LIABILITIES :		64 617 452,37	63 444 522,63

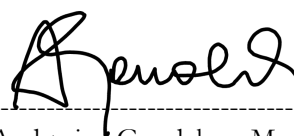
III. PROFIT AND LOSS ACCOUNT

Profit and loss account (comparative variant)	Additional information	For the period from 01.04.2021 to 31.03.2022	For the period from 01.04.2020 to 31.03.2021
A. NET REVENUES FROM SALES AND EQUIVALENT, including:	Note 18	73 871 446,62	58 038 680,33
- from related parties	Note 30	18 020 822,90	14 882 064,50
I. Net revenues from sales of products		17 911 716,95	14 841 046,14
II. Change in the balance of products		0,00	0,00
III. Manufacturing cost of products for internal purposes		0,00	0,00
IV. Net revenues from sales of goods and materials		55 959 729,67	43 197 634,19
B. OPERATING EXPENSES		71 471 796,41	60 868 137,29
I. Amortisation and depreciation		429 757,58	521 580,70
II. Consumption of materials and energy		1 219 634,23	724 954,71
III. External services		15 848 300,50	13 764 995,36
IV. Taxes and charges, including:		3 998,02	35 351,77
- excise duty		0,00	0,00
V. Payroll		7 263 416,23	6 837 483,74
VI. Social security and other benefits		1 778 815,68	1 617 851,52
- retirement benefits		1 524 611,52	1 336 301,99
VII. Other costs by type		897 064,27	506 726,34
VIII. Value of goods and materials sold		44 030 809,90	36 859 193,15
C. PROFIT (LOSS) ON SALES (A-B)		2 399 650,21	(2 829 456,96)
D. OTHER OPERATING REVENUES	Note 19.1	44 125,13	1 031 525,74
I. Gain on disposal of non-financial fixed assets		613,79	81,30
II. Subsidies		0,00	0,00
III. Revaluation of non-financial assets		0,00	25 670,93
IV. Other operating revenues		43 511,34	1 005 773,51
E. OTHER OPERATING EXPENSES	Note 19.1	176 469,06	97 355,34
I. Loss on disposal of non-financial fixed assets		0,00	10 042,12
II. Revaluation of non-financial assets		159 143,60	0,00
III. Other operating expenses		17 325,46	87 313,22
F. PROFIT (LOSS) ON OPERATING ACTIVITIES (C+D-E)		2 267 306,28	(1 895 286,56)
G. FINANCIAL REVENUES		0,00	0,00
I. Dividends and profit sharing, including:			
a) from related parties, including:	Note 30		
- party in which the entity has an equity interest			
b) from other entities, including:			
- entity in which the entity has an equity interest			
II. Interest, including:	Note 19.2		
- from related parties	Note 30		
- from other entities in which the entity has an equity interest			
III. Gain on disposal of financial assets, including:			
- in related parties			
- in other entities in which the entity has an equity interest			
IV. Revaluation of financial assets			
V. Other	Note 19.2		
H. FINANCIAL EXPENSES		838 544,21	597 264,19
I. Interest, including:	Note 19.2	144 513,74	
- for related parties		144 513,74	
- from other entities in which the entity has an equity interest			
II. Loss on disposal of financial assets, including:			
- for related parties			
- from other entities in which the entity has an equity interest			
III. Revaluation of financial assets			
IV. Other	Note 19.2	694 030,47	597 264,19
I. GROSS PROFIT (LOSS) (F+G-H)		1 428 762,07	(2 492 550,75)
J. INCOME TAX	Note 21.2	(2 989 786,00)	(634 319,00)
I. Current portion			
II. Deferred portion		(2 989 786,00)	(634 319,00)
K. OTHER STATUTORY REDUCTIONS IN PROFIT (INCREASES IN LOSS)		0,00	0,00

L. NET PROFIT (LOSS) (I-J-K)		4 418 548,07	(1 858 231,75)
-------------------------------------	--	--------------	----------------

Izabela Markowska

Izabela Markowska, Person in charge of
bookkeeping



Andrzej Gondek, Member of the
Management Board


IV. STATEMENT OF CHANGES IN EQUITY

Statement of changes in equity	For the period from 01.04.2021 to 31.03.2022	For the period from 01.04.2020 to 31.03.2021
I. Opening balance of equity	(983 631,24)	874 600,51
- adjustments of fundamental errors	-	-
- results of changes in accounting principles	-	-
I.a. Opening balance of equity after adjustments	(983 631,24)	874 600,51
1. Opening balance of share capital	5 000 000,00	5 000 000,00
1.1. Changes in share capital	-	-
a) increase (due to)	-	-
- issuance of shares		
- additional payments to capitals		
b) decrease (due to)	-	-
- redemption of shares		
1.2. Closing balance of share capital	5 000 000,00	5 000 000,00
2. Opening balance of supplementary capital	23 004 101,18	23 004 101,18
2.1. Changes in supplementary capital	-	-
a) increase (due to)	-	-
- issue of shares above face value		
- from profit distribution (statutory)		
- from profit distribution (above the statutory minimum value)		
- surplus over the face value of taken up shares		
b) decrease (due to)	-	-
- loss coverage		
2.2. Closing balance of supplementary capital	23 004 101,18	23 004 101,18
3. Opening balance of revaluation reserve	-	-
3.1. Changes in revaluation reserve	-	-
a) increase (due to)	-	-
b) decrease (due to)	-	-
- sales of tangible fixed assets		
3.2. Closing balance of revaluation reserve	-	-
4. Opening balance of other reserve capitals	-	-
4.1. Changes in other reserve capitals	-	-
a) increase (due to)	-	-
b) decrease (due to)	-	-
4.2. Closing balance of other reserve capitals	-	-
5. Opening balance of previous years' profit (loss)	-	-
5.1. Opening balance of previous years' profit		
- adjustments of fundamental errors		
- results of changes in accounting principles		
5.2. Opening balance of previous years' profit after adjustments	-	-
5.3. Changes in previous years' profit	-	-
a) increase (due to)	-	-
- distribution of previous years' profit		
b) decrease (due to)	-	-
- transfer to supplementary capital		
5.4. Closing balance of previous years' profit	-	-
5.5. Opening balance of previous years' loss	(27 129 500,67)	(29 846 657,26)
- adjustments of fundamental errors		
- results of changes in accounting principles		
5.6. Opening balance of previous years' loss after adjustments	(27 129 500,67)	(29 846 657,26)
5.7. Changes in previous year's loss	(1 858 231,75)	-
a) increase (due to)	(1 858 231,75)	-
- previous years' loss brought forward	(1 858 231,75)	
b) decrease (due to loss coverage)	-	2 717 156,26
5.8. Closing balance of previous years' loss	(28 987 732,42)	(27 129 500,67)
5.9. Closing balance of previous years' profit (loss)		

6. Net result	4 418 548,07	(1 858 231,75)
a) net profit	4 418 548,07	
b) net loss	-	1 858 231,75
c) write-offs on profit		
II. Closing balance of equity	3 434 916,83	(983 631,24)
III. Equity including proposed profit distribution (loss coverage)	3 434 916,83	(983 631,24)

Izabela Markowska

Izabela Markowska, Person in charge of
bookkeeping



Andrzej Gondek, Member of the
Management Board

V. CASH FLOW


(indirect method)

Cash flow (indirect method)	Additional information	For the period from 01.04.2021 to 31.03.2022	For the period from 01.04.2020 to 31.03.2021
A. CZASH FLOWS FROM OPERATING ACTIVITIES			
I. Net profit (loss)		4 418 548,07	(1 858 231,75)
II. Total adjustments		(16 764 538,87)	2 257 581,21
1. Amortisation and depreciation		429 757,58	521 580,70
2. Exchange gains (losses)		390,87	
3. Interest and profit sharing (dividend)		24 660,74	
4. Profit (loss) on investment activities		(613,79)	10 042,12
5. Change in provisions		5 074 418,26	(5 907 533,75)
6. Change in inventory		4 022 204,79	2 079 051,29
7. Change in receivables		(5 417 299,60)	23 905 432,61
8. Change in short-term liabilities, excluding credits and loans		(17 917 008,59)	(17 757 798,98)
9. Change in prepayments and accruals		(2 981 049,13)	(593 192,78)
10. Other adjustments		-	-
III. Net cash flows from operating activities (I±II)		(12 345 990,80)	399 349,46
B. CASH FLOWS FROM INVESTMENT ACTIVITIES			
I. Inflows		3 768,17	6 885,84
1. Disposal of intangible assets and tangible fixed assets		3 768,17	6 885,84
2. Disposal of investments in real property and in intangible assets			
3. From financial assets, including:		-	-
a) in related parties		-	-
- sales of financial assets			
- dividends and profit sharing			
- repayment of granted long-term loans			
- interest			
- other inflows from financial assets			
b) in other entities in which the entity has an equity interest		-	-
- sales of financial assets			
- dividends and profit sharing			
- repayment of granted long-term loans			
- interest			
- other inflows from financial assets			
c) in other entities		-	-
- sales of financial assets			
- dividends and profit sharing			
- repayment of granted long-term loans			
- interest			
- other inflows from financial assets			
4. Other inflows from investment activities			
II. Outflows		246 788,02	69 086,56
1. Purchase of intangible assets and tangible fixed assets		246 788,02	69 086,56
2. Investments in real property and intangible assets		-	-
3. For financial assets, including:		-	-
a) in related parties			
- purchase of financial assets			
- long-term loans granted			
b) in other entities in which the entity has an equity interest			
- purchase of financial assets			
- long-term loans granted			
c) in other entities		-	-
- purchase of financial assets			
- long-term loans granted			
4. Other outflows from investment activities			
III. Net cash flows from investment activities (I-II)		(243 019,85)	(62 200,72)
C. CASH FLOWS FROM FINANCIAL ACTIVITIES			

I. Inflows		9 614 230,00	-
1. Net inflows from issuance of shares and other capital instruments and from capital contributions			
2. Credit and loans		9 614 230,00	
3. Issuance of debt securities			
4. Other inflows from financial activities			
II. Outflows		25 051,61	-
1. Purchase of own shares			
2. Dividend and other payments to shareholders			
3. Profit distribution liabilities other than profit distribution payment to shareholders			
4. Repayment of credits and loans			
5. Redemption of debt securities			
6. Payment of other financial liabilities			
7. Payment of liabilities arising from financial leases			
8. Interest		25 051,61	
9. Other outflows from financial activities			
III. Net cash flows from financial activities (I-II)		9 589 178,39	-
D. TOTAL NET CASH FLOWS (A.III±B.III±C.III)		(2 999 832,26)	337 148,74
E. BALANCE SHEET CHANGE IN CASH, INCLUDING		(2 999 832,26)	337 148,74
- change in cash due to exchange differences			
F. CASH OPENING BALANCE	Note 23	6 167 076,61	5 829 927,87
G. CLOSING BALANCE OF CASH (F±D), INCLUDING		3 167 244,35	6 167 076,61
- of limited disposability			

Izabela Markowska

 Izabela Markowska, Person in charge of
 bookkeeping



 Andrzej Gondek, Member of the
 Management Board

VI. SUPPLEMENTARY INFORMATION AND EXPLANATIONS

1 INTANGIBLE ASSETS

DETAILED SCOPE OF CHANGES IN THE VALUE OF TYPE GROUPS OF INTANGIBLE ASSETS IN THE CURRENT REPORTING

Item	Specification	Development costs	Goodwill	Other intangible assets		Intangible assets in progress	Advance for intangible assets	Total
				Software	Other			
1.	Gross value – opening balance	0,00	0,00	539 297,55	1 545 495,00	0,00	0,00	2 084 792,55
2.	Increase in gross value (due to):	0,00	0,00	17 840,00	0,00	0,00	0,00	17 840,00
2.1.	- purchase			17 840,00				17 840,00
2.2.	- internal generation							0,00
2.3.	- acceptance of intangible assets in progress							0,00
2.4.	- conclusion of a finance lease							0,00
2.5.	- contribution, free of charge receipt							0,00
2.6.	- revaluation							0,00
2.7.	- interest on financial liabilities (re: intangible assets in progress)							0,00
2.8.	- capitalized exchange differences (re: intangible assets in progress)							0,00
2.9.	- other							0,00
2.10.	- subsidiary purchase							0,00
2.11.	- exchange differences arising on the translation of a financial statement of a foreign entity							0,00
3.	Decrease in gross value (due to):	0,00	0,00	0,00	0,00	0,00	0,00	0,00
3.1.	- sale							0,00
3.2.	- liquidation							0,00
3.3.	- other							0,00
3.4.	- subsidiary sale							0,00
3.5.	- exchange differences arising on the translation of a financial statement of a foreign entity							0,00
4.	Gross value – internal transfer							0,00
5.	Gross value – closing balance	0,00	0,00	557 137,55	1 545 495,00	0,00	0,00	2 102 632,55
6.	Amortisation – opening balance	0,00	0,00	499 267,80	1 279 513,11	0,00	0,00	1 778 780,91
7.	Increase in amortisation (due to):	0,00	0,00	34 608,58	265 981,89	0,00	0,00	300 590,47
7.1.	- depreciation/amortisation write-offs			34 608,58	265 981,89			300 590,47
7.2.	- revaluation write-offs due to loss in value (establishment)							0,00
7.3.	- revaluation							0,00
7.4.	- other							0,00

7.5	- subsidiary purchase							0,00
7.6	- exchange differences arising on the translation of a financial statement of a foreign entity							0,00
8.	Decrease in amortisation (due to):	0,00	0,00	0,00	0,00	0,00	0,00	0,00
8.1.	- sale							0,00
8.2.	- liquidation			-				0,00
8.3.	- revaluation write-offs due to loss in value (release)							0,00
8.4.	- other							0,00
8.5	- subsidiary sale							0,00
8.6	- exchange differences arising on the translation of a financial statement of a foreign entity							0,00
9.	Amortisation – internal transfer							0,00
10.	Amortisation – closing balance	0,00	0,00	533 876,38	1 545 495,00	0,00	0,00	2 079 371,38
11.	Net value – opening balance	0,00	0,00	40 029,75	265 981,89	0,00	0,00	306 011,64
					306 011,64			
12.	Net value – closing balance			23 261,17	0,00			
		0,00	0,00	23 261,17		0,00	0,00	23 261,17

The Company does not hold intangible assets under contracts of leasing, classified to be recognised in the balance sheet as financial or operational leasing.

DETAILED SCOPE OF CHANGES IN THE VALUE OF TYPE GROUPS OF INTANGIBLE ASSETS IN THE PREVIOUS REPORTING

Item	Specification	Development costs	Goodwill	Other intangible assets		Intangible assets in progress	Advance for intangible assets	Total
				Software	Other			
1.	Gross value – opening balance	0,00	0,00	626 239,70	1 545 495,00	0,00	0,00	2 171 734,70
2.	Increase in gross value (due to):	0,00	0,00	15 918,00	0,00	0,00	0,00	15 918,00
2.1.	- purchase			15 918,00				15 918,00
2.2.	- internal generation							0,00
2.3.	- acceptance of intangible assets in progress							0,00
2.4.	- conclusion of a finance lease							0,00
2.5.	- contribution, free of charge receipt							0,00
2.6.	- revaluation							0,00
2.7.	- interest on financial liabilities (re: intangible assets in progress)							0,00
2.8.	- capitalized exchange differences (re: intangible assets in progress)							0,00
2.9.	- other							0,00
2.10.	- subsidiary purchase							0,00
2.11.	- exchange differences arising on the translation of a financial statement of a foreign entity							0,00
3.	Decrease in gross value (due to):	0,00	0,00	102 860,15	0,00	0,00	0,00	102 860,15
3.1.	- sale							0,00
3.2.	- liquidation			102 860,15				102 860,15
3.3.	- other							0,00
3.4.	- subsidiary sale							0,00
3.5.	- exchange differences arising on the translation of a financial statement of a foreign entity							0,00
4.	Gross value – internal transfer							0,00
5.	Gross value – closing balance	0,00	0,00	539 297,55	1 545 495,00	0,00	0,00	2 084 792,55
6.	Amortisation – opening balance	0,00	0,00	566 689,70	960 334,85	0,00	0,00	1 527 024,55
7.	Increase in amortisation (due to):	0,00	0,00	35 438,25	319 178,26	0,00	0,00	354 616,51
7.1.	- depreciation/amortisation write-offs			35 438,25	319 178,26			354 616,51
7.2.	- revaluation write-offs due to loss in value (establishment)							0,00
7.3.	- revaluation							0,00
7.4.	- other							0,00
7.5.	- subsidiary purchase							0,00

7.6	- exchange differences arising on the translation of a financial statement of a foreign entity							0,00
8.	Decrease in amortisation (due to):	0,00	0,00	102 860,15	0,00	0,00	0,00	102 860,15
8.1.	- sale							0,00
8.2.	- liquidation			102 860,15				102 860,15
8.3.	- revaluation write-offs due to loss in value (release)							0,00
8.4.	- other							0,00
8.5	- subsidiary sale							0,00
8.6	- exchange differences arising on the translation of a financial statement of a foreign entity							0,00
9.	Amortisation – internal transfer							0,00
10.	Amortisation – closing balance	0,00	0,00	499 267,80	1 279 513,11	0,00	0,00	1 778 780,91
11.	Net value – opening balance	0,00	0,00	59 550,00	585 160,15	0,00	0,00	644 710,15
					644 710,15			
12.	Net value – closing balance	0,00	0,00	40 029,75	265 981,89	0,00	0,00	306 011,64
		0,00	0,00		306 011,64	0,00	0,00	0,00

2 TANGIBLE FIXED ASSETS

DETAILED SCOPE OF CHANGES IN THE VALUE OF TYPE GROUPS OF TANGIBLE FIXED ASSETS IN THE CURRENT REPORTING PERIOD

Item	Specification	Land (including right to perpetual usufruct)	Buildings, premises, water and civil engineering structures	Technical equipment and machines	Vehicles	Other tangible fixed assets	Total
1.	Gross value – opening balance	0,00	0,00	677 227,55	0,00	428 538,91	1 105 766,46
2.	Increase in gross value (due to):	0,00	0,00	207 219,29	0,00	4 470,73	211 690,02
2.1.	- purchase			207 219,29		4 470,73	211 690,02
2.2.	- acceptance from tangible fixed assets under construction						0,00
2.3.	- conclusion of a finance lease						0,00
2.4.	- contribution, free of charge receipt						0,00
2.5.	- revaluation						0,00
2.6.	- other						0,00
2.7.	- subsidiary purchase						0,00
2.8.	- exchange differences arising on the translation of a financial statement of a foreign entity						0,00
3.	Decrease in gross value (due to):	0,00	0,00	83 603,88	0,00	0,00	83 603,88
3.1.	- sale			38 055,25			38 055,25
3.2.	- liquidation			45 548,63			45 548,63
3.3.	- other						0,00
3.4.	- subsidiary sale						0,00
3.5.	- exchange differences arising on the translation of a financial statement of a foreign entity						0,00
4.	Gross value – internal transfer						0,00
5.	Gross value – closing balance	0,00	0,00	800 842,96	0,00	433 009,64	1 233 852,60
6.	Amortisation – opening balance	0,00	0,00	521 921,71	0,00	328 335,86	850 257,57
7.	Increase in amortisation (due to):	0,00	0,00	114 761,85	0,00	14 405,26	129 167,11
7.1.	- depreciation/amortisation write-offs			114 761,85		14 405,26	129 167,11
7.2.	- revaluation write-offs due to loss in value						0,00
7.3.	- revaluation						0,00
7.4.	- other						0,00
7.5.	- subsidiary purchase						0,00
7.6.	- exchange differences arising on the translation of a financial statement of a foreign entity						0,00
8.	Decrease in amortisation (due to):	0,00	0,00	80 449,50	0,00	0,00	80 449,50

8.1.	- sale			34 900,87			34 900,87
8.2.	- liquidation			45 548,63			45 548,63
8.3.	- revaluation write-offs due to loss in value						0,00
8.4.	- other						0,00
8.5.	- subsidiary sale						
8.6.	- exchange differences arising on the translation of a financial statement of a foreign entity						
9.	Amortisation – internal transfer						0,00
10.	Amortisation – closing balance	0,00	0,00	556 234,06	0,00	342 741,12	898 975,18
11.	Net value – opening balance	0,00	0,00	155 305,84	0,00	100 203,05	255 508,89
12.	Net value – closing balance	0,00	0,00	244 608,90	0,00	90 268,52	334 877,42

DETAILED SCOPE OF CHANGES IN THE VALUE OF TYPE GROUPS OF TANGIBLE FIXED ASSETS IN THE PREVIOUS REPORTING PERIOD

Item	Specification	Land (including right to perpetual usufruct)	Buildings, premises, water and civil engineering structures	Technical equipment and machines	Vehicles	Other tangible fixed assets	Total
1.	Gross value – opening balance	0,00	0,00	924 564,34	0,00	430 434,23	1 354 998,57
2.	Increase in gross value (due to):	0,00	0,00	47 626,73	0,00	22 800,00	70 426,73
2.1.	- purchase			47 626,73		22 800,00	70 426,73
2.2.	- acceptance from tangible fixed assets under construction						0,00
2.3.	- conclusion of a finance lease						0,00
2.4.	- contribution, free of charge receipt						0,00
2.5.	- revaluation						0,00
2.6.	- other						0,00
2.7.	- subsidiary purchase						0,00
2.8.	- exchange differences arising on the translation of a financial statement of a foreign entity						0,00
3.	Decrease in gross value (due to):	0,00	0,00	294 963,52	0,00	24 695,32	319 658,84
3.1.	- sale			227 858,47		13 737,60	241 596,07
3.2.	- liquidation			67 105,05		10 957,72	78 062,77
3.3.	- other						0,00
3.4.	- subsidiary sale						0,00
3.5.	- exchange differences arising on the translation of a financial statement of a foreign entity						0,00
4.	Gross value – internal transfer						0,00
5.	Gross value – closing balance	0,00	0,00	677 227,55	0,00	428 538,91	1 105 766,46
6.	Amortisation – opening balance	0,00	0,00	650 237,20	0,00	335 787,06	986 024,26
7.	Increase in amortisation (due to):	0,00	0,00	154 395,46	0,00	12 568,73	166 964,19
7.1.	- depreciation/amortisation write-offs			154 395,46		12 568,73	166 964,19
7.2.	- revaluation write-offs due to loss in value						0,00
7.3.	- revaluation						0,00
7.4.	- other						0,00
7.5.	- subsidiary purchase						0,00
7.6.	- exchange differences arising on the translation of a financial statement of a foreign entity						0,00
8.	Decrease in amortisation (due to):	0,00	0,00	282 710,95	0,00	20 019,93	302 730,88

8.1.	- sale			218 018,84		9 062,21	227 081,05
8.2.	- liquidation			64 692,11		10 957,72	75 649,83
8.3.	- revaluation write-offs due to loss in value						0,00
8.4.	- other						0,00
8.5.	- subsidiary sale						
8.6.	- exchange differences arising on the translation of a financial statement of a foreign entity						
9.	Amortisation – internal transfer						0,00
10.	Amortisation – closing balance	0,00	0,00	521 921,71	0,00	328 335,86	850 257,57
11.	Net value – opening balance	0,00	0,00	274 327,14	0,00	94 647,17	368 974,31
12.	Net value – closing balance	0,00	0,00	155 305,84	0,00	100 203,05	255 508,89

Both in the current and in the previous reporting period, the Company did not make revaluation write-offs for fixed assets.

The Company does not use tangible assets based on lease agreements, classified for recognition in the balance sheet records as finance leases.

The company uses cars under an operating lease agreement. The value of long-term and short-term liabilities on this account is respectively: PLN 348,142 and PLN 1,880,836

In the periods covered by the financial statements, the Company did not have any liabilities towards the state budget or local government units for obtaining the ownership title to buildings and structures.

The company occupies office and warehouse space on the basis of a lease agreement.

The company does not plan to incur significant financial outlays for the acquisition of fixed assets in the coming years.

3 TANGIBLE FIXED ASSETS UNDER CONSTRUCTION

In periods covered by the financial statement the Company did not hold any tangible fixed assets under construction.

4 LONG-TERM INVESTMENTS

In periods covered by the financial statement the Company did not have any long-term investments.

5 FINANCIAL ASSETS

In periods covered by the financial statement the Company did not have any financial assets held for trading.

6 INVENTORY REVALUATION WRITE-OFFS

In periods covered by the financial statement the Company made inventory revaluation write-offs.

INVENTORY REVALUATION WRITE-OFFS AS AT THE BALANCE SHEET DATE							
Item	Specification	closing balance			opening balance		
		Gross value	Revaluation write-offs	Inventory carrying value	Gross value	Revaluation write-offs	Inventory carrying value
1.	Materials			-			-
2.	Semi-finished products and work in progress			-			-
3.	Finished products			-			-
4.	Goods	7 680 113,65	- 261 745,54	7 418 368,11	11 688 974,84	- 102 601,94	11 586 372,90
5.	Advances for deliveries	145 800,00		145 800,00	-		-
Total		19 744 368,99	7 825 913,65	- 261 745,54	7 564 168,11	11 688 974,84	- 102 601,94

CHANGE IN INVENTORY REVALUATION WRITE-OFFS IN CURRENT PERIOD							
Item	Specification	Revaluation write-offs:					
		Materials	Semi-finished products and work in progress	Finished products	Goods	Advances for deliveries	Total inventory
1.	Revaluation write-offs - opening balance				- 102 601,94		- 102 601,94
2.	Increase in write-offs (due to):	-	-	-	- 261 745,54	145 800,00	- 115 945,54
2.1	- write-offs made in the period recognised in other operating expenses				- 261 745,54		- 261 745,54
2.2	- other					145 800,00	145 800,00
2.3	- subsidiary purchase						-
2.4	- exchange differences arising on the translation of a financial statement of a foreign entity						-
3.	decrease in write-offs (due to):	-	-	-	- 102 601,94	-	- 102 601,94
3.1	- write-offs made in the period recognised in other operating revenue				- 102 601,94		- 102 601,94
3.2	- other						-
3.3	- subsidiary sale						-
3.4	- exchange differences arising on the translation of a financial statement of a foreign entity						-
4.	Revaluation write-offs - closing balance	-	-	-	- 261 745,54	145 800,00	- 115 945,54

7 REVALUATION WRITE-OFFS ON RECEIVABLES

In periods covered by the financial statement the Company did not make any revaluation write-offs on receivables.

8 PREPAYMENTS AND ACCRUALS

In periods covered by the financial statement the Company did not make any long-term prepayments.

SPECIFICATION OF SHORT-TERM PREPAYMENTS

Item	Specification	as at			
		31.03.2022		31.03.2021	
		long-term	short-term	long-term	short-term
1	Insurance		29 596,83		27 428,07
2	Membership fee		952,00		3 858,64
3	Subscriptions		3 247,52		11 375,39
4	Maintenance support				2 747,50
5	Plane tickets				
6	Company run				

7	System Kowal		31 805,67		28 929,29
8	Tuition fees for the academic year 19/20				
Total		-	65 602,02	-	74 338,89

SPECIFICATION OF SHORT-TERM ACRUALS

Item	Specification	as at			
		31.03.2022		31.03.2021	
		long-term	short-term	long-term	short-term
1	Penalty for a stolen car		9 818,00		12 428,00
2	Rent a car				3 640,03
Total		-	9 818,00	-	16 068,03

In periods covered by the financial statement the Company did not have other long-term and short-term accruals.

9 SHARE CAPITAL

SHARE CAPITAL AS AT THE BALANCE SHEET DATE

Item	Specification	as at	
		31.03.2022	31.03.2021
1.	Number of shares	10 000	10 000
2.	Nominal value of 1 share	500,00	500,00
3.	Share capital	5 000 000,00	5 000 000,00

OWNERSHIP STRUCTURE OF THE SHARE CAPITAL AS AT THE BALANCE SHEET DATE

Item	Shareholder	Number of shares	% of the share capital	Number of votes	% of the total number of votes
1.	Glenmark Holding SA	10 000	100,00%	10 000	100,00%
Total		10 000	100,00%	10 000	100,00%

OWNERSHIP STRUCTURE OF THE SHARE CAPITAL AS AT THE PREVIOUS BALANCE SHEET DATE

Item	Shareholder	Number of shares	% of the share capital	Number of votes	% of the total number of votes
1.	Glenmark Holding SA	10 000	100,00%	10 000	100,00%
Total		10 000	100,00%	10 000	100,00%

10 REVALUATION RESERVE

In periods covered by the financial statement the Company did not hold revaluation reserve.

11 PROVISIONS

CHANGE IN PROVISIONS FOR EMPLOYEE BENEFITS IN THE CURRENT REPORTING PERIOD

Item	Specification	Provisions for:					Total provisions
		retirement severance pay	jubilee bonuses	allowances in-kind	unused annual leaves	other	
1.	Provisions opening balance				547 556,01		547 556,01
2.	Increase in provisions (due to):	-	-	-	451 969,52	-	451 969,52
2.1	- provisions established in the period, recognised in the profit and loss account				451 969,52		451 969,52
2.2	- other						-
2.3	- subsidiary purchase						-
2.4	- exchange differences arising on the translation of a financial statement of a foreign entity						-
3.	Decrease in provisions (due to):	-	-	-	547 556,01	-	547 556,01
3.1	- provisions released in the period, recognised in the profit and loss account				547 556,01		547 556,01
3.2	- other						-
3.3	- subsidiary sale						-
3.4	- exchange differences arising on the translation of a financial statement of a foreign entity						-
4	Provisions closing balance, including:	-	-	-	451 969,52	-	451 969,52
4.1	- long-term						-
4.2	- short-term				451 969,52		451 969,52

CHANGE IN PROVISIONS FOR EMPLOYEE BENEFITS IN THE PREVIOUS REPORTING PERIOD

Item	Specification	Provisions for:					Total provisions
		retirement severance pay	jubilee bonuses	allowances in-kind	unused annual leaves	other	
1.	Provisions opening balance				462 116,84		462 116,84
2.	Increase in provisions (due to):	-	-	-	547 556,01	-	547 556,01
2.1	- provisions established in the period, recognised in the profit and loss account				547 556,01		547 556,01
2.2	- other						-
2.3	- subsidiary purchase						-
2.4	- exchange differences arising on the translation of a financial statement of a foreign entity						-
3.	Decrease in provisions (due to):	-	-	-	462 116,84	-	462 116,84
3.1	- provisions released in the period, recognised in the profit and loss account				462 116,84		462 116,84
3.2	- other						-
3.3	- subsidiary sale						-
3.4	- exchange differences arising on the translation of a financial statement of a foreign entity						-
4	Provisions closing balance, including:	-	-	-	547 556,01	-	547 556,01
4.1	- long-term						-
4.2	- short-term				547 556,01		547 556,01

CHANGE IN OTHER PROVISIONS IN THE CURRENT REPORTING PERIOD

Item	Specification	Carrying value – opening balance	Increase in the reporting period	Decrease in the reporting period		Carrying value – closing balance
				usage	release	
1.	Other provisions	8 939 262,87	14 099 449,62	-	8 939 262,87	14 099 449,62
1.1.	- provisions for marketing and sales expenses	427 507,18	1 412 406,04		427 507,18	1 412 406,04
1.2	- provisions for HR costs	28 630,00	26 180,00		28 630,00	26 180,00
1.3	- provision for incentive bonuses	110 271,00	371 663,52		110 271,00	371 663,52
1.4	- provision for office and administrative costs	17 050,00	18 050,00		17 050,00	18 050,00
1.5	- provisions for the costs of medical and registration department	131 100,96	178 090,76		131 100,96	178 090,76
1.6	- provisions for fuel and car related costs	129 800,00	77 357,14		129 800,00	77 357,14
1.7	- provision for the costs of legal services	10 000,00	31 392,00		10 000,00	31 392,00
1.8	- provision for the costs of sales adjustments	7 977 430,87	11 931 956,77		7 977 430,87	11 931 956,77
1.9	- provision for the costs of audit	48 891,85	40 800,00		48 891,85	40 800,00
1.10	- provision for other costs	-	7 350,00		-	7 350,00
1.11	- provision for return of goods	58 581,01	4203,39		58 581,01	4 203,39

CHANGE IN OTHER PROVISIONS IN THE PREVIOUS REPORTING PERIOD

Item	Specification	Carrying value – opening balance	Increase in the reporting period	Decrease in the reporting period		Carrying value – closing balance
				usage	release	
1.	Other provisions	14 932 235,79	8 939 262,87	-	14 932 235,79	8 939 262,87
1.1.	- provisions for marketing and sales expenses	887 671,32	427 507,18		887 671,32	427 507,18
1.2	- provisions for HR costs	290 691,00	28 630,00		290 691,00	28 630,00
1.3	- provision for incentive bonuses	692 225,00	110 271,00		692 225,00	110 271,00
1.4	- provision for office and administrative costs	28 300,00	17 050,00		28 300,00	17 050,00
1.5	- provisions for the costs of medical and registration department	121 937,00	131 100,96		121 937,00	131 100,96
1.6	- provisions for fuel and car related costs	111 306,21	129 800,00		111 306,21	129 800,00
1.7	- provision for the costs of legal services	10 000,00	10 000,00		10 000,00	10 000,00
1.8	- provision for the costs of sales adjustments	12 707 486,27	7 977 430,87		12 707 486,27	7 977 430,87
1.9	- provision for the costs of audit	48 605,20	48 891,85		48 605,20	48 891,85
1.10	- provision for other costs	-	-		-	-
1.11	- provision for return of goods	34 013,79	58 581,01		34 013,79	58 581,01

12 FINANCIAL LIABILITIES

BREAKDOWN OF FINANCIAL LIABILITIES BY CATEGORY OF FINANCIAL INSTRUMENTS

No.	Specification	Financial liabilities held for trading	Financial liabilities pledged as security	Other financial liabilities	Total
1	Long-term liabilities			9 614 230,00	9 614 230,00
1.1	in related entities			9 614 230,00	9 614 230,00
	- credits and loans			9 614 230,00	9 614 230,00
	- liabilities arising from the issue of debt securities				-
	- other financial liabilities				-
	- bill of exchange obligations				-
1.2	in other units				-
	- credits and loans				-
	- liabilities arising from the issue of debt securities				-
	- other financial liabilities				-
	- bill of exchange obligations				-
2	Current liabilities			120 177,88	120 177,88
2.1	in related entities			120 177,88	120 177,88
	- credits and loans			120 177,88	120 177,88
	- liabilities arising from the issue of debt securities				-
	- other financial liabilities				-
	- bill of exchange obligations				-
2.2	in other units			-	-
	- credits and loans				-
	- liabilities arising from the issue of debt securities				-
	- other financial liabilities				-
	- bill of exchange obligations				-
3	Total financial liabilities, including:			9 734 407,88	9 734 407,88
3.1	measured at fair value				-
3.2	valued at the adjusted purchase price				-
3.3	valued at purchase price			-	-

DETAILED SCOPE OF CHANGES IN THE VALUE OF FINANCIAL LIABILITIES

No.	Specification	Financial liabilities held for trading	Financial liabilities pledged as security	Other financial liabilities	Total
1.	Financial liabilities at the beginning of the period				-
2.	Additions (titles):			9 548 523,74	9 548 523,74
2.1.	- puff			9 404 010,00	9 404 010,00
2.2.	- accrued interest			144 513,74	144 513,74
2.3.	- revaluation charged to the revaluation reserve				-
2.4.	- interest accrued at the effective				-

	interest rate				
2.5.	- change of the liability category				-
2.6.	- other changes				-
2.7.	- acquisition of a subsidiary				-
2.8.	- foreign exchange differences on the translation of the financial statements of foreign entities				-
3.	Reductions (titles):			- 185 884,14	- 185 884,14
3.1.	- sale / repayment			25 051,61	25 051,61
3.2.	- termination				-
3.3.	- exchange differences			- 210 935,75	- 210 935,75
3.4.	- revaluation charged to the revaluation reserve				-
3.5.	- change of the liability category				-
3.6.	- other changes				-
3.7.	- sale of a subsidiary				-
3.8.	- foreign exchange differences on the translation of the financial statements of foreign entities				-
4.	Financial liabilities at the end of the period			9 734 407,88	9 734 407,88

13 FINANCIAL RISK MANAGEMENT

The company has many risks. The first is the credit risk that the Company attempts to reduce through cooperation with a limited group of recipients. The group cooperates with Euler Hermes, which sets credit limits. The company tries not to cooperate with companies that do not have a specific credit limit. The next risk is the liquidity risk, which the Company limits through financial support from the group, extending payment deadlines and through the use of other financing methods such as factoring. The risk of exchange rate fluctuations The Company tries to limit by cooperating with a limited number of suppliers from abroad. The last risk that the Company faces is the risk of changing the price. The purchase prices of commodities from related companies are set in such a way as to provide the Company with a proper margin, assuming that the sales plan is implemented. The most prone to price erosion are products sold in hospital tenders, which is why the Company has a limited portfolio in this area. The company's main financial instruments include trade receivables (category of loans and own receivables) in the amount of PLN 48,754,238.30, cash (category loans and own receivables) in the amount of PLN 3,167,244.35, and trade liabilities (category other liabilities) in the amount of PLN 35,515,444.48. The carrying amount of these instruments is their approximate fair value.

14 HEDGE ACCOUNTING

The Company does not use hedge accounting.

15 LIABILITIES SECURED ON THE ENTITY'S ASSETS

In periods covered by the financial statement the Company did not have any liabilities secured on the entity's assets.

16 CONDITIONAL LIABILITIES

The company has no contingent liabilities.

17 OTHER INFORMATION REGARDING EQUITY

17.1. Proposed division of financial result

In the current year, the company generated a profit that it intends to allocate to cover the losses from the years previous ones.

PROPOSED BREAKDOWN OF FINANCIAL RESULT

Lp.	Wyszczególnienie	Wartość
1.	The result to be split, including:	4 418 548,07
1.1.	- financial result for the current reporting period	4 418 548,07
1.2.	- financial result from previous years not distributed	
2.	Proposed division (titles):	4 418 548,07
2.1.	- dividend	
2.2.	- transfer to reserve capital	
2.3.	- transfer to the reserve capital	
2.4.	- transfer to share capital	
2.5.	- coverage of losses from previous years	4 418 548,07
2.6.	- transferred to the Company Social Benefits Fund	
2.7.	- payment of awards from profit	
2.8.	- other	

18 REVENUES FROM SALES

NET REVENUES FROM SALES OF PRODUCTS, GOODS AND MATERIALS – BY TYPE

Item	Specification	for the period	
		from 01.04.2021 to 31.03.2022	from 01.04.2020 to 31.03.2021
1.	Net revenue from the sales of products:	17 911 716,95	14 841 046,14
1.1.	- products		
1.2.	- services (re-invoiced costs)	17 911 716,95	14 841 046,14
2.	Net revenue from the sale of goods and materials:	55 959 729,67	43 197 634,19
2.1.	- goods	55 850 623,72	43 140 547,80
2.2.	- materials	109 105,95	57 086,39

NET REVENUES FROM SALES OF PRODUCTS, GOODS AND MATERIALS – BY TERRITORY

Item	Specification	for the period	
		from 01.04.2021 to 31.03.2022	from 01.04.2020 to 31.03.2021
1.	Net revenue from the sales of products:	17 911 716,95	14 841 046,14
1.1.	- country		16 068,03
1.2.	- export	17 911 716,95	14 824 978,11
2.	Net revenue from the sale of goods and materials:	55 959 729,67	43 197 634,19
2.1.	- country	55 850 623,72	43 140 547,80
2.2.	- export	109 105,95	57 086,39

19 OTHER REVENUES AND COSTS

19.1. Other operating activity

OTHER OPERATING REVENUES

Item	Specification	for the period	
		from 01.04.2021 to 31.03.2022	from 01.04.2020 to 31.03.2021

1.	Gain on disposal of non-financial fixed assets	613,79	81,30
2.	Subsidies		
3.	Revaluation of non-financial fixed assets	-	25 670,93
4.	Other operating revenues:	43 511,34	1 005 773,51
4.1.	- due to rounding	6,54	1,87
4.2.	- other	43 504,80	1 005 771,64
5.	Total other operating revenues	44 125,13	1 031 525,74

OTHER OPERATING EXPENSES

Item	Specification	for the period	
		from 01.04.2021 to 31.03.2022	from 01.04.2020 to 31.03.2021
1.	Loss on disposal of non-financial fixed assets	-	10 042,12
1.1.	- revenue on disposal (-)	-	10 042,12
1.2.	- net value of disposed fixed assets (+)		
2.	Revaluation of non-financial fixed assets	159 143,60	-
3.	Other operating expenses:	17 325,46	87 313,22
3.1.	- due to rounding	4,71	4,53
3.2.	- donations		
3.3.	- provision for costs of court proceedings ASA Sp. z o.o.		
3.4.	-other	17 320,75	87 308,69
4.	Total other operating expenses	176 469,06	97 355,34

19.2. Financial activity

FINANCIAL REVENUES – INTEREST

Item	Specification	Interest accrued and realised	Interest accrued and not realised	Total interest
1.	Towards related parties	-		-
1.1.	- debt financial instruments			-
1.2.	- loans granted			-
1.3.	- own receivables			-
1.4.	- other assets			-
2.	Towards other entities	-		-
2.1.	- debt financial instruments			-
2.2.	- loans granted			-
2.3.	- own receivables			-
2.4.	- deposits and other assets	-		-

FINANCIAL EXPENSES – INTEREST

Item	Specification	Interest accrued and realised	Interest accrued and not realised	Total interest
1.	Towards related parties	24 660,74	119 853,00	144 513,74
1.1.	- financial liabilities held for trading			-
1.2.	- long-term financial liabilities		-	-
1.3.	- other short-term liabilities	24 660,74	119 853,00	144 513,74
1.4.	- other liabilities			-
2.	Towards other entities			-
2.1.	- financial liabilities held for trading			-
2.2.	- long-term financial liabilities			-
2.3.	- other short-term liabilities			-
2.4.	- other liabilities			-

OTHER FINANCIAL EXPENSES

Item	Specification	for the period	
		from 01.04.2021 to 31.03.2022	from 01.04.2020 to 31.03.2021
1.1.	Surplus of negative exchange differences over positive ones	694 030,47	539 072,10

1.2.	Other	-	58 192,09
Total other financial revenues		694 030,47	597 264,19

OTHER FINANCIAL REVENUES

Item	Specification	for the period	
		from 01.04.2021 to 31.03.2022	from 01.04.2020 to 31.03.2021
1.1.	Surplus of positive exchange differences over negative ones	-	-
1.2.	Other		
Total other financial revenues		-	-

20 EXTRAORDINARY EVENTS

In periods covered by the financial statement no extraordinary events took place in the Company.

21 INCOME TAX

21.1. Current income tax

SETTLEMENT OF CURRENT CORPORATE INCOME TAX FOR THE REPORTING PERIOD			
Item	Specification	for the period	
		from 01.04.2021 to 31.03.2022	from 01.04.2020 to 31.03.2021
1.	Revenue and profits in records	75 320 613,82	59 070 206,07
2.	Non-taxable revenue and exempt from tax (due to):	- 10 107 462,61	- 7 228 547,14
2.1.	- exchange differences	293 321,12	789 518,98
2.2.	- provisions released on revenue of future periods		
2.3.	- non-tax revenue due to invoiced provisions		
2.4.	- written-off liabilities towards recipients	- 4 203,39	- 58 581,01
2.5.	- release of provisions for returns	58 581,01	34 013,79
2.6.	- sales adjustments – provision	- 10 445 343,35	- 7 977 430,87
2.7.	- deferred sales	- 9 818,00	- 16 068,03
3.	Tax revenues not being accounting revenues (due to):	- 7 753 224,75	- 11 937 408,64
3.1.	- exchange differences from previous years	240 274,15	770 077,63
3.2.	- released deferred sales - goods issued in April invoices issued in March	- 16 068,03	-
3.3.	- released provisions from last year	- 7 977 430,87	- 12 707 486,27
4.	Total tax revenue (1-2+3)	77 674 851,68	54 361 344,57
5.	Costs and losses in records	72 405 238,33	61 562 756,82
6.	Costs and losses being non-deductible expenses	304 889,67	268 105,68
6.1.	- donations		21 094,53
6.2.	contributions to the State Fund for the Rehabilitation of the Disabled	64 500,00	61 888,00
6.3.	- car expenses non-deductible	212 100,40	124 399,26
6.4.	- - non-deductible VAT	-	-
6.5.	- - other costs	28 289,27	60 723,89
7.	Costs and losses temporarily being non-deductible expenses	1 778 631,19	- 968 001,01
7.1.	- released provisions from last year	- 1 450 807,00	- 2 652 852,57
7.2.	- established provisions	2 615 258,98	1 450 807,00
7.3.	- exchange differences	335 182,59	259 715,51
7.4.	- costs from updating the value of stocks	159 143,62	- 25 670,95
7.5.	- costs of goods sold regarding deferred sales	-	-
7.6.	- factoring costs being non-deductible expenses		
7.7.	- difference between tangible fixed assets and intangible assets amortisation /depreciation for tax and balance sheet purposes	-	-
7.8.	- unpaid interest on loans	119 853,00	
8.	Tax costs not being accounting costs		

8.1.	- paid interest on loans from previous years		
8.2.	- difference between tangible fixed assets and intangible assets amortisation /depreciation for tax and balance sheet purposes		
8.3.	- difference in recognition of factoring costs for tax and balance sheet purposes		
9.	Total tax costs (5-6-7+8)	70 321 717,47	62 262 652,15
10.	Income / loss (4-9)	7 353 134,21	- 7 901 307,58
11.	Income exempt from tax (amounts to be written with +)	-	-
12.	Income deductions:	7 353 134,21	-
12.1.	- tax losses from previous years	7 353 134,21	
12.2.	- donations		
12.3.	- other		
13.	Tax base (10-11-12)	-	- 7 901 308
14.	Income tax according to rate	-	- 1 501 248,52
15.	Tax deductions		
16.	Tax due (14-15)	-	- 1 501 249

21.2. Deferred income tax

DEFERRED TAX ASSETS

Item	Specification of temporary differences – difference between tax and carrying value:	assets in the balance sheet as at		change of the asset in correspondence with financial result for the period		change of the asset in correspondence with equity for the period	
		31.03.2022	31.03.2021	from 01.04.2021 to 31.03.2022	from 01.04.2020 to 31.03.2021	from 01.04.2021 to 31.03.2022	from 01.04.2020 to 31.03.2021
1.	tangible fixed assets and intangible assets (without leasing)						
2.	tangible fixed assets and intangible assets in financial leasing						
3.	loans granted						
4.	financial assets at purchase price						
5.	Reserves from returns	799	11 130	-10 332	11 130		
6.	Reserves for stock	49 732	19 494	30 237	19 494		
7.	trade receivables and other (provision for rebates)	2 267 072	1 515 712	751 360	1 515 712		
8.	provisions for employee benefits	85 874	104 036	-18 161	104 036		
9.	other provisions	411 025	171 618	239 407	171 618		
10.	factoring costs			0	0		
11.	trade liabilities and other (exchange differences)	7 954	-100 663	108 616	-100 663		
12.	interest on loan	22 772		22 772	0		
13.	tax losses to be settled next years	1 864 699		1 864 699	-1 083 956		
14.	other temporary differences	-1 865	-3 053	1 188	-3 053		
Total		4 708 060	1 718 274	2 989 786	634 319		

DEFERRED TAX PROVISION

Item	Specification of temporary differences – difference between tax and carrying value:	provisions in the balance sheet as at		change of the provision in correspondence with financial result for the period		change of the provision in correspondence with equity for the period	
		31.03.2022	31.03.2021	from 01.04.2021 to 31.03.2022	from 01.04.2020 to 31.03.2021	from 01.04.2021 to 31.03.2022	from 01.04.2020 to 31.03.2021
1.	tangible fixed assets and intangible assets (without leasing)						
2.	tangible fixed assets and intangible assets in financial leasing						
3.	loans granted						
4.	financial assets at fair value						
5.	trade receivables and other						
6.	receivables (revenues accrued statically)						
7.	credits and loans obtained						
8.	financial liabilities at fair value						
9.	trade liabilities and other (exchange differences)						
10.	other temporary differences						
Total		-	-	-	-	-	-

The income tax burden shown in profit and loss account -deferred part	- 2 989 786,00
	- 2 989 786,00

22. DISCONTINUED OPERATIONS

In periods covered by the financial statement the Company did not discontinue its operations.

23. ADDITIONAL INFORMATION TO THE CASH FLOW STATEMENT

STRUCTURE OF CASH RECOGNISED IN THE CASH FLOW STATEMENT

Item	Specification	As at	
		31.03.2022	31.03.2021
1.	Cash in hand	3 425,30	3 425,30
2.	Cash at bank	3 163 819,05	6 163 651,31
3.	Other cash		
4.	Other cash assets		
5.	Total cash indicated in the balance sheet	3 167 244,35	6 167 076,61
6.	Short-term financial assets classified for the purpose of cash flow statement as cash		
7.	Exchange differences from the balance sheet cash valuation		
8.	Total cash indicated in the cash flow statement	3 167 244,35	6 167 076,61

24. EXCHANGE RATES

EXCHANGE RATES USED IN VALUATION OF ITEMS EXPRESSED IN FOREIGN CURRENCIES

Item	Specification	As at	
		31.03.2022	31.03.2021
1.	EUR/PLN	4,6525	4,6603
2.	USD/PLN	4,1801	3,9676
3.	CZK/PLN	0,1903	0,1783
4.	RON/PLN	0,9404	0,9462

25. AVERAGE EMPLOYMENT

AVERAGE EMPLOYMENT WITH A BREAKDOWN INTO PROFESSIONALS

Item	Specification	For the period	
		from 01.04.2021 to 31.03.2022	from 01.04.2020 to 31.03.2021
1.	White collar	53	59
2.	Blue collar		
3.	Total number of employees	53	59

26. REMUNERATION PAID OR PAYABLE TO MEMBERS OF THE MANAGEMENT AND SUPERVISORY BODIES

In the periods covered by the financial statements, the Company did not pay remuneration to members of the management bodies.

27. LOANS AND SIMILAR ALLOWANCES GRANTED TO MEMBERS OF THE MANAGEMENT AND SUPERVISORY BODIES

In periods covered by the financial statement loans and similar allowances were not granted to members of the management and supervisory bodies.

28. REMUNERATION OF AN ENTITY AUTHORISED TO AUDIT THE FINANCIAL STATEMENT

Remuneration of an entity authorised to audit the financial statement paid and due for the financial year includes:

- Audit of the financial statement for the period from 01.04.2021 to 31.03.2022, which according to the agreement amounts to PLN 40.000,00 + 1,8 % for the supervision of KNF
- Quarterly reviews for the periods of 01.04.2021-30.06.2021, 01.07.2021-30.09.2021, 01.10.2021-31.12.2021,, which according to the agreement amounted to 31,500.00+2,8 % for the supervision of KNF

29. CONTRACTS EXECUTED BY THE COMPANY NOT INCLUDED IN THE BALANCE SHEET

In periods covered by the financial statement the Company did not execute any contracts not included in the balance sheet.

30. TRANSACTIONS WITH RELATED PARTIES

INFORMATION ON TRANSACTIONS WITH RELATED PARTIES – SALE AND RECEIVABLES

Item	Specification	Revenue from sale of products, goods and materials	Other operating revenue	Long-term receivables (net value)	Receivables due to deliveries and services			Other short-term receivables (net value)
					net value	gross value due to deliveries and services	revaluation write-offs	
1.	Glenmark Pharmaceuticals S.R.O.	17 992 135,47				10 699 064,26		
2.	Glenmark Pharmaceuticals Distribution s.r.o.	28 199,37				28 199,37		
3.	VISO FARMACEUTICA S.L.U.	-						
4.	Glenmark Pharmaceuticals S.R.L	-						
5.	Glenmark Pharmaceuticals LTD Indie	488,06				491,57		
Total		18 020 822,90	-	-	-	10 727 755,20	-	

INFORMATION ON TRANSACTIONS WITH RELATED PARTIES – PURCHASE AND LIABILITIES

Item	Specification	Acquisitions made as:				Short-term liabilities		Long-term liabilities (without loans)
		costs of primary business activity	other operating costs	current assets	fixed assets	due to deliveries and services	other (without loans)	
1.	Glenmark Pharmaceuticals S.R.O.	15 844 314,63				25 400 941,51		
2.	Glenmark Pharmaceuticals Distribution s.r.o.	1 814 168,04				1 678 461,82		
3.	Glenmark Pharmaceuticals SK	8 089,48				-		
4.	Glenmark Pharmaceuticals SRL Romania							

Total	17 666 572,15	-	-	-	27 079 403,33	-	-
-------	---------------	---	---	---	---------------	---	---

INFORMATION ON TRANSACTIONS WITH RELATED PARTIES – FINANCIAL ACTIVITY

Item	Specification	Loans granted:			Loans received:		
		long-term financial assets	short-term financial assets	financial income due to interest	long-term liabilities	short-term liabilities	financial costs due to interest
1.	Glenmark Holding S.A.				9 614 230,00	120 177,88	144 513,74
	Total	-	-	-	9 614 230,00	120 177,88	144 513,74

31. INFORMATION ON SIGNIFICANT EVENTS REGARDING PREVIOUS YEARS INCLUDED IN THE FINANCIAL STATEMENT OF THE FINANCIAL YEAR

To the date of the financial statement for the financial year, i.e. to 15 June 2022, no events regarding previous years took place which should be recorded in the books of account of the financial year for which the financial statement was prepared.

32. INFORMATION ON SIGNIFICANT EVENTS THAT TOOK PLACE AFTER THE BALANCE SHEET DATE, NOT INCLUDED IN THE FINANCIAL STATEMENT

After the balance sheet date to the date of the financial statement for the financial year, i.e. to 15 June 2022, no events took place that would have not been recorded in the books of account of the financial year for which the financial statement was prepared.

33. CHANGES IN ACCOUNTING PRINCIPLES (POLICIES) IN THE FINANCIAL YEAR

In the financial year ended 31 March 2022 there were no changes to the accounting principles.

34. INFORMATION ON UNCONSOLIDATED JOINT VENTURES

Not applicable.

35. LIST OF ENTITIES IN WHICH THE COMPANY HOLDS AT LEAST 20% OF SHARES IN THE EQUITY OR GENERAL NUMBER OF VOTES IN THE GOVERNING BODY OF SUCH ENTITY

The Company does not hold any shares in the equity of other entities.

36. CONSOLIDATED FINANCIAL STATEMENT

Financial statements are consolidated by Glenmark Pharmaceuticals L.T.D in India.

37. MERGER OF COMPANIES

In periods covered by the financial statement, the Company did not merge with other Commercial Companies.

38. UNCERTAINTIES AS TO THE POSSIBILITY OF CONTINUING OPERATIONS


The Management Board does not see any threats to the Company's ability to continue as a going concern. In the previous financial year (2020/21), due to negative capitals, the Company adopted a resolution on the going concern. The financial year 2021/22 was a very good year for the company. The company ended it with the generated net profit of PLN 4,418,548.07. The obtained result shows that the impact of external factors, including, in particular, the ongoing COVID-19 pandemic and the related restrictions, did not adversely affect the company's development, moreover, the loosening of government restrictions increased the number of social contacts, which contributed to the intensification of the flu season and thus increased trading in Glenmark products. Additionally, the company constantly introduces new products, focusing on oncology, allergology and pulmonology. This year, a new product with an innovative combination of active substances (Ryaltris) was introduced, with which the Company has hopes for the coming years. In addition, the situation of the war in Ukraine did not affect the company's operations, on the contrary, the Management Board is counting on even better results due to the increased possibility of infection among a larger number of society. If, however, the company's situation worsened, the Company holds a support letter from the parent company, which guarantees financial support.

39. OTHER SIGNIFICANT INFORMATION

Not applicable.

Izabela Markowska

Izabela Markowska, Person in charge of
bookkeeping



Andrzej Gondek, Member of the
Management Board