

GLENMARK PHILIPPINES, INC.

Makati City - Philippines

FINANCIAL STATEMENTS

March 31, 2018 and 2017

And

AUDITORS' REPORT



GCB

GIL C. BERMUDEZ

CERTIFIED PUBLIC ACCOUNTANT

✉ gcb Bermudez88@yahoo.com 📞 09176452719 📍 D116471, 7592528, 2011240 🌐 www.bermudezcpa.com

REPORT OF INDEPENDENT AUDITOR

The Board of Directors
GLENMARK PHILIPPINES, INC.
Unit 901 & 902 9F, 11th Corporate Center Bldg.,
11th Ave. corner Triangle Drive Bonifacio Global City
Fort Bonifacio, Taguig City

Report on the Audit of the Financial Statements

Opinion

I have audited the financial statements of **GLENMARK PHILIPPINES, INC.** which comprise the statement of financial position as at March 31, 2018 and 2017 and the statement of comprehensive income, statement of changes in equity and statement of cash flows for the fiscal year ended, and notes to the financial statements, including a summary of accounting policies. In my opinion, the accompanying financial statements present fairly, in all material respects, the financial position of **GLENMARK PHILIPPINES, INC.** as at March 31, 2018 and 2017 and its financial performance and its cash flows for the fiscal year ended in accordance with Philippine Financial Reporting Standards.

Basis

I have conducted my audit in accordance with Philippine Standards on Auditing (PSAs). My responsibilities under those standards are further described in the Auditor's Responsibilities for the Audit of the Financial Statements section of our report. I am independent of the Company in accordance with the Code of Ethics for Professional Accountants in the Philippines together with ethical requirements that are relevant to my audit of the financial statements in the Philippines, and I have fulfilled my ethical responsibilities in accordance with these requirements and the Code of Ethics. I believe that the audit evidence I have obtained is sufficient and appropriate to provide a basis for my opinion.

Responsibilities of Management and Those Charged with Governance for the Financial Statements

Management is responsible for the preparation and fair presentation of the financial statements in accordance with PFRSs, and for such internal control as management determines is necessary to enable the preparation of financial statements that are free from material mistakes, whether due to fraud or error.

In preparing the financial statements, management is responsible for assessing the Company's ability to continue as going concern, disclosing, as applicable, matters related to going concern and using the going concern basis of accounting unless management either intends to liquidate the Company or to cease operations, or has no realistic alternative but to do so.

Those charged with governance are responsible for overseeing the Company's financial reporting process.

Auditor's Responsibilities for the Audit of the Financial Statements

My objectives are to obtain reasonable assurance about whether the financial statements as a whole are free from material misstatement, whether due to fraud or error, and to issue an auditor's report that includes my opinion. Reasonable assurance is a high level of assurance, but is not a guarantee that an audit conducted in accordance with PSAs will always detect a material misstatement when it exists. Misstatements can arise from fraud or error and are considered material if, individually or in the aggregate, they could reasonably be expected to influence the economic decisions of users taken on the basis of these financial statements.


As part of an audit in accordance with PSAs, I exercise professional judgment and maintain professional skepticism throughout the audit. I also:

- Identify and assess the risks of material misstatements of the financial statements, whether due to fraud or error, design and perform audit procedures responsive to those risks, and obtain audit evidence that is sufficient and appropriate to provide a basis for my opinion. The risk of not detecting a material misstatement resulting from fraud is higher than for one resulting from error, as fraud may involve collusion, forgery, intentional omissions, misrepresentations, or the override of internal control.
- Obtain an understanding of internal control relevant to the audit in order to design audit procedures that are appropriate in the circumstances, but not for the purpose of expressing an opinion on the effectiveness of the Company's internal control.
- Evaluate the appropriateness of accounting policies used and the reasonableness of accounting estimates and related disclosures made by management.
- Conclude on the appropriateness of management's use of the going concern basis of accounting and, based on the audit evidence obtained, whether a material uncertainty exists related to events or conditions that may cast significant doubt on the Company's ability to continue as a going concern. If I conclude that a material uncertainty exists, I am required to draw attention in my auditor's report to the related disclosures in the financial statements or, if such disclosures are inadequate, to modify my opinion. My conclusions are based on the audit evidence obtained up to the date of my auditor's report. However, future events or conditions may cause the Company to cease or to continue as a going concern.
- Evaluate the overall presentation, structure and content of the financial statements, including the disclosures, and whether the financial statements represent the underlying transactions and events in a manner that achieves fair presentation.

I communicate with those charged with governance regarding, among other matters, the planned scope and timing of the audit and significant audit findings, including any significant deficiencies in internal control that I identify during my audit.

Report on Other Legal and Regulatory Requirements

My audit was conducted for the purpose of forming an opinion on the financial statements taken as a whole. The supplementary information required by the Bureau of Internal Revenue on taxes and licenses disclosed in the notes to the financial statements is presented for purposes of additional analysis and is not required part of financial statements prepared in accordance with Philippine Financial Reporting Standards (PFRSs). Such supplementary information has been subjected to the auditing procedures applied in the audit of the basic financial statements and, in my opinion, is fairly stated in all material respects in relation to the basic financial statements taken as a whole.



GIL C. BERMUDEZ

CPA Reg. No. 0059357

TIN No. 169-302-027-000

PTR No. 3863875, January 4, 2018, Pasig City

BOA No. 3922 valid until Dec 31, 2019

BIR No. 07-001311-001-2017, June 19, 2017, Valid Until June 19, 2020

SEC No. 1320-AR-1, Sept 2, 2016, Valid Until Sept 2, 2019

Quezon City, Philippines

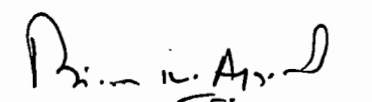
April 8, 2018

GLENMARK PHILIPPINES, INC.
STATEMENT OF FINANCIAL POSITION
 March 31, 2018
(With Comparative as of March 31, 2017)
 (In Philippine Peso)

	NOTES	2 0 1 8	2 0 1 7
ASSETS			
CURRENT ASSETS			
Cash and cash equivalents	2, 4	19,764,241	31,122,826
Accounts receivable	2, 5	173,115,223	122,016,637
Inventories	2, 6	69,299,160	73,101,959
Prepayments	2, 7	4,449,330	5,740,635
Total Current Assets		266,627,954	231,982,057
NON-CURRENT ASSETS			
Property and equipment - Net	2, 8	1,102,433	2,279,714
Refundable deposits	2	2,530,886	2,530,886
Deferred input tax	2	-	8,048
Total Non-Current Assets		3,633,319	4,818,648
TOTAL ASSETS		270,261,273	236,800,705
LIABILITIES AND EQUITY			
CURRENT LIABILITIES			
Accounts payable	2, 10	110,000,478	100,002,487
Accrued expenses and other liabilities	2	18,681,948	12,884,080
Income tax payable	2	1,892,610	-
Notes payable - current portion	2 & 9	-	1,008,087
Total Liabilities		130,575,036	113,894,654
STOCKHOLDERS' EQUITY			
Share capital			
Authorized capital - 706,512 shares with a par value of Php 200.00 per share - Php 141,302,400.00			
Subscribed and paid up capital - 640,490 shares with a par value of Php 200.00 per share			
	2, 11	128,098,000	128,098,000
Retained earnings (deficits)	1	11,588,237	(5,191,948)
Total Stockholders' Equity		139,686,237	122,906,052
TOTAL LIABILITIES AND EQUITY		270,261,273	236,800,705

See Accompanying Notes to Financial Statements.



 MARIA BELLA ARANAS
 Country Manager


 BIKASH AGRAWAL
 Finance Controller

GLENMARK PHILIPPINES, INC.
STATEMENT OF COMPREHENSIVE INCOME
For the fiscal year ended March 31, 2018
(With Comparative as of March 31, 2017)
(In Philippine Peso)

	NOTES	2 0 1 8	2 0 1 7
SALES - Net	2	377,981,032	363,342,338
COST OF GOODS SOLD	2, 12	190,181,229	172,916,255
GROSS PROFIT		187,799,803	190,426,084
OTHER NON OPERATING INCOME			
Interest income	2, ,14, 18	188,488	79,977
Profit on sale of assets	2, 14	492,643	1,029,671
Realized loss on foreign exchange	2, 14	(2,908,683)	(7,564,384)
Other income	2, 14	146,535	-
Total other income		(2,081,017)	(6,454,736)
GROSS INCOME		185,718,786	183,971,347
OPERATING EXPENSES	2, 13	159,400,789	168,732,230
NET INCOME BEFORE TAX		26,317,998	15,239,117
INCOME TAX	2, 17	7,847,474	4,547,742
NET INCOME FOR THE YEAR		18,470,524	10,691,375
OTHER COMPREHENSIVE INCOME - NET OF TAX			
Unrealized gain(loss) on foreign exchange	14	(1,690,338)	(2,287,088)
Total other comprehensive income		(1,690,338)	(2,287,088)
NET COMPREHENSIVE INCOME FOR THE YEAR		16,780,185	8,404,287
NET INCOME PER SHARE	2, 16	26.20	13.12

See accompanying Notes to Financial Statements.



MARIA BELLA ARANAS
Country Manager




BIKASH AGRAWAL
Finance Controller

GLENMARK PHILIPPINES, INC.
STATEMENT OF CHANGES IN STOCKHOLDER'S EQUITY
For the fiscal year ended March 31, 2018
(With Comparative as of March 31, 2017)
(In Philippine Peso)

	NOTES	2 0 1 8	2 0 1 7
SHARE CAPITAL	2, 11	128,098,000	128,098,000
RETAINED EARNINGS (DEFICITS)			
Balance at beginning of year		(5,191,948)	(13,596,235)
Net comprehensive income for the year		16,780,185	8,404,287
Balance at end of year		11,588,237	(5,191,948)
TOTAL STOCKHOLDERS' EQUITY		139,686,237	122,906,052

See accompanying Notes to Financial Statements.



MARIA BELLA ARANAS
Country Manager



BIKASH AGRAWAL
Finance Controller


GLENMARK PHILIPPINES, INC.**STATEMENT OF CASH FLOWS**


For the fiscal year ended March 31, 2018

(With Comparative as of March 31, 2017)

(In Philippine Peso)

	NOTES	2 0 1 8	2 0 1 7
CASH FLOWS FROM OPERATING ACTIVITIES			
Net comprehensive income for the year		16,780,185	8,404,287
Adjustments for:			
Depreciation		1,559,605	4,615,070
Finance cost		28,737	187,594
Interest income		(188,488)	(79,977)
Profit from sale on assets		(492,643)	(1,029,671)
Operating income before working capital changes		17,687,397	12,097,303
Changes in operating assets and liabilities			
Decrease (increase) in:			
Receivables		(51,098,586)	(24,035,665)
Inventories		3,802,799	(9,428,439)
Prepayments		1,291,305	297,533
Deferred input tax		8,048	106,964
Increase (decrease) in:			
Payables		9,997,991	20,439,277
Accrued expenses and other liabilities		5,797,868	(1,478,367)
Income tax payable		1,892,610	-
Net cash used in operations		(10,620,568)	(2,001,395)
Interest received		188,488	79,977
Net cash used in operating activities		(10,432,080)	(1,921,418)
CASH FLOWS FROM INVESTING ACTIVITIES			
Reduction in (additions to):			
Property and equipment		(382,323)	(541,062)
Sale of asset		492,643	1,029,671
Refundable deposit		-	(1,750,396)
Net cash provided by (used in) investing activities		110,320	(1,261,787)
CASH FLOWS FROM FINANCING ACTIVITIES			
Proceeds from:			
Notes payable		(1,008,087)	(3,753,570)
Interest paid		(28,737)	(187,594)
Net cash used in financing activities		(1,036,824)	(3,941,164)
NET DECREASE IN CASH AND CASH EQUIVALENTS		(11,358,585)	(7,124,369)
CASH AND CASH EQUIVALENTS AT BEGINNING OF YEAR		31,122,826	38,247,195
CASH AND CASH EQUIVALENTS AT END OF YEAR		19,764,241	31,122,826



MARIA BELLA ARANAS
Country Manager

BIKASH AGRAWAL
Finance Controller

GLENMARK PHILIPPINES, INC.
NOTES TO FINANCIAL STATEMENTS
March 31, 2018
(With Comparative Figures for 2017)

1. Corporate Information

Glenmark Philippines, Inc.(the Company) was registered in the Securities and Exchange Commission (SEC) on January 28, 2004 primarily to market and distribute on wholesale, pharmaceutical products and generally to perform any and all acts connected with the business aforementioned or arising there from and/or incidental thereto as may be allowed by existing law, rules and regulations.

The Corporation's registered office address in Bureau of Internal Revenue is at Unit 310 Lapanday Center, 2263 Pasong Tamo Extension, Makati City and in Securities and Exchange Commission is at Units 901 and 902 9th Floor 11th Corporate Center Building 11th Avenue cor. Triangle Drive North Bonifacio, Bonifacio Global City, Taguig City.

As a measure to improve the profitability of the Company strategies have been or will be implemented to assist the Company in meeting future challenges in operations and to maintain financial stability based on:

- *Improvement.* Improve annual operating revenue base and overall competitive stature of the Company through a combination of strategies.
- *Investment.* The company will continue to upgrade and modernize current facilities wherever required.

2. Significant Accounting Policies

The significant accounting policies that are used in the preparation of these financial statements are summarized below. The policies are consistently applied to all years presented, unless otherwise stated.

• **Basis of financial statements preparation**

- *The financial statements have been prepared in compliance with Philippine Financial Reporting Standards.*

The accompanying financial statements have been prepared by applying accounting policies in accordance with the Philippine Financial Reporting Standards (PFRS). PFRS are issued by the Financial Reporting Standards Council (PRSC) and approved by the Philippine Board of Accountancy (BOA) based on International Financial Reporting Standards (IFRS) issued by International Accounting Standards Board (IASB).

The financial statements have been prepared using the measurement basis specified by PFRS for each type of asset, liability, income and expense. The measurement bases are more fully described in the accounting policies that follow.

- *Preparation of financial statements*

The financial statements are presented in accordance with Philippine Accounting Standard (PAS) I, Presentation of Financial Statement. The company presents all items of income and expenses in a single statement of comprehensive income (SCI).

- *Functional presentation currency*

These financial statements are presented in Philippine Pesos, the company's functional and presentation currency, and all values represent absolute amounts except when otherwise indicated.

Items included in the financial statements of the company are measured using its functional currency. Functional currency is the currency of the primary economic environment in which the company's operates.

- **Adoption of the new and amended PFRS**

Discussed below are the relevant information about these amendment and improvements.

- *Effective in 2016 that are relevant to the company*

- Amendments to PAS 1, Presentation of financial statements disclosure initiative (effective from January 1, 2016) – The amendment encourages entities to apply professional judgment in presenting and disclosing information in the financial statements.

Accordingly, it clarifies that materiality applies to the whole financial statements and an entity shall not reduce the understandability of the financial statements by obscuring material items that have different natures of functions.

The amendment also introduces that an entity's share of other comprehensive income of associates and joint ventures accounting for using equity method should be presented in aggregates as single line items based on whether or not such other comprehensive income items will subsequently be classified to profit and loss.

It further illustrates way that in determining the order of presentation of the notes and disclosures, an entity shall consider the understandability and comparability of the financial statements.

- *Effective in 2016 that are not relevant to the company*

- Amendments to PFRS 11 – Accounting for Acquisitions of Interests in Joint Operations.
- PFRS 14, Regulatory Deferral Accounts
- Amendments to PAS 16 and PAS 38, Clarification of acceptable Method of Depreciation and Amortization.
- Amendments to PAS 16 and PAS 41, Agriculture Bearer Plants
- Amendments to PAS 27, Equity Method in Separate Financial Statements.
- Amendments to PFRS 10, PFRS 12 and PAS 28, Investment Entities.
- Annual Improvements to PFRS (2012 – 2014 Cycle) have no significant impact to the financial statements of the Corporation.
 - *Amendment to PFRS 5 – Changes in Method of Disposal*
 - *Amendment to PFRS 7 – Servicing Contracts*
 - *Amendment to PAS 19 – Discount Rate*
 - *Amendment to PAS 34 – Disclosure of Information*

- *Effective subsequent to 2015 but not adopted early*

The following pronouncements listed below are issued but not yet effective. Unless otherwise indicated, the company does not expect that the future adoption of these pronouncements will have a significant impact of its financial statements.

- *Amendments to PAS 7, Disclosure initiative (effective from January 1, 2017)* The amendment to PAS 7 require an entity to provide disclosures that enable users of financial statements to evaluate changes in liabilities arising from financing activities including changes arising from cash flows and non-cash changes (*such as foreign exchange gains or losses*). On initial application of the amendments, entities are not required to provide comparative information for preceding periods. Early application of the amendments is permitted.
- *Amendments to PAS 12, Recognition of Deferred Tax Assets for Unrealized Losses (effective from January 1, 2017)* – The amendments clarify that an entity needs to consider whether tax law restricts the sources of taxable profits against which it may make deductions of the reversal of that deductible temporary difference. Furthermore the amendments provide guidance on how an entity should determine future taxable profits and explain the circumstances in which taxable profits may include the recovery of some assets for more than their carrying amount.

Entities are required to apply the amendments retrospectively. However, an initial application of the amendments the change in the opening equity on the earliest comparative period may be recognized in opening retained earnings and other components of equity. Entities applying this relief must disclose that information. Early application of the amendments is permitted.

- *PFRS 9, Financial Instrument (effective from January 1, 2018)* – PFRS 9 reflects all phases of financial instruments project and replaces PAS 39, *Financial Instruments; Recognition and Measurement, and all previous version of PFRS 9*. The standard introduces new requirements for reclassifications and measurement, impairment, and hedge accounting. Early application is permitted. Retrospectively applications required, but providing comparative information is not compulsory. For hedge accounting, the requirements are generally applied prospectively, with some limited exceptions.
- *Amendments PFRS 2, Classification and Measurement of Share based Payment Transactions (effective from January 1, 2018)* – the amendment to PFRS 2 address three main areas: the effects of vesting conditions on the measurement of a cash-settled share-based payment transaction; The classification of share-based payment transaction with net settlement features of withholding tax obligations; and the accounting were a modification to the terms and conditions of share-based payment transaction changes its classification from cash settled to equity settled.
- *Amendments to PFRS 4, Applying PFRS 9, Financial instrument with PFRS 4, Insurance Contracts (effective from January 1, 2018 but still subject to BOA approval)* – The amendments address concerns arising from implementing PFRS 9, the new financial instruments standard before implementing the forthcoming insurance contracts standards. Options between the overlay approach and the temporary exceptions approach is allowed to deal with the transitional challenges.

The overlay approach permits all issuers of insurance contracts to recognize in other comprehensive income, rather than profit or loss, the volatility when PFRS 9 is applied before the new insurance contracts standard or until 2021.

- *PFRS 15, Revenue from Contracts with Customers (effective from January 1, 2018 but still subject to BOA approval)* – The standards specifies how and when an entity will recognize revenue as well as requiring such entities to provide users of financial statements with more informative, relevant disclosures. The standard provides a single, principles based five-step model to be applied to all contracts with customers. Under PFRS 15, revenue is recognized at an amount that reflects consideration to which an entity expects to be entitled in exchange for transferring goods and service to a customer. The principle in PFRS 15 provides a more structured approach in measuring and recognizing revenue.

The new revenue standard is applicable to all entities and will supersede all current revenue recognition requirements under PFRS. Either a full or modified retrospective application is required for annual periods beginning on or after January 1, 2018.

- *Amendment to PAS 28 – Measuring and associate or joint venture at fair value (part of annual improvement to PFRS 2014 – 2016 Cycle) (effective from January 1, 2018 but still subject to BOA approval)* – the amendment clarify that an entity, that is a venture capital organization, or other qualifying entity, may elect, or initial recognition on an investment-by-investment basis, to measures its investments in associate and joint ventures at fair value through profits and loss. It likewise clarifies that an entity that is not itself an investment entity has an interest in an associate or joint venture that is an investment entity, the entity may, when applying the equity method, elect to retain the fair value measurement applied by the investment entity associate or joint venture to the investment entity associate or joint venture to the investment entity associate's or joint venture's interests in subsidiaries. The election is made separately for its investment entity associates or joint venture, at the later of the date on which (a) the investment associate or joint ventures is initially recognized; (b) the associate or joint venture become an investment entity; and (c) the investment entity associate or joint venture first becomes a parent. The amendments should be applied retrospectively, with either application permitted.

- *Amendments to PAS 40, Transfer of Investment Property (effective from January 1, 2018 but still subject to BOA approval)* – The amendment clarify when an entity should transfer property, including property under construction or development into, or out of investment property. The amendments that a change in use occurs when the property meets, or ceases to meet, the definition of investment property and there is evidence of the change in use. A mere change in management’s intentions for the use of the property does not provide evidence of a change in use. The amendment should be applied prospectively to change in use that occur on or after the beginning of the annual reporting period in which the entity first apply the amendments. Retrospective application is only permitted if there is possible without the use of hindsight.
- *Philippine Interpretation IFRIC 22, Foreign Currency Transaction and Advance Consideration (effective from January 1, 2018 but still subject to BOA approval)* – The interpretation clarifies that in determining the spot exchange rate to use on initial recognition of the related asset, expense or income in the recognition of a non-monetary asset or non-monetary liability related to advance consideration, the date of the transaction is the date on which the entity initially recognizes the non-monetary asset and non-monetary liabilities arising from the advance consideration. If there are multiple payments or receipts in advance, then the entity must determine the dates of the transaction for its payment or receipts of advances consideration. The interpretation may be applied prospectively to all assets, expenses and income in its scope that are initially recognized on or after the beginning of a prior reporting period presented as comparative information in the financial statements of the reporting period in which the entity first apply the interpretation.
- *PFRS 16, Leases (effective from January 1, 2019)* – Under the new standard, leases will no longer classify there leases as either operating or finance leases in accordance with PAS 17, leases. Rather lessees will recognize the assets and related liabilities for most leases on their balance sheets, and subsequently, will depreciate the lease assets and recognized interest on the lease liabilities on their profit and loss, Leases with a term of 12 months or less or for which the underlying asset is of low value are exempted from these requirements.

The accounting for lessors is substantially unchanged as the new standard carries forward the principles of lessor accounting under PAS 17. Lessors, however, will be required to disclose more information in their financial statements, particularly in the risk exposures to residual value. Entities may early adopt PFRS 16 but only if they have also adapted PFRS 15. When adopting PFRS 16, an entity is permitted to use either a full retrospective approach with options to use certain transition relief.

- *Amendments to PFRS 10 and PAS 28, Sale or Contribution of Assets between an investor and its Associate or Joint Venture* – The amendments address the conflicts between PFRS 10 and PAS 28 in dealing with the loss of control of a subsidiary that is sold or contributed to an associate and joint venture. The amendment will clarify that a full gain or loss is recognized when a transfer to an associate or joint venture involves a business as defined in PFRS 3, Business combinations. Any gain or loss resulting from the sale or contribution of assets that does not constitute a business, however, is recognize only to the extent of unrelated investors interests in the associate and joint venture.

On January 13, 2016, the Financial Reporting Standards Council postponed the original effective date on January 1, 2016 of the said amendments until the International Accounting Standards Board has completed its broader review of the research project on equity accounting that may result in the simplification of accounting for such transactions and of other aspects of accounting foe associates and joint ventures.

Cash and cash equivalents

Cash and cash equivalents compromise cash on hand and cash in banks, working funds, demand deposits, with short term, highly liquid investments that are readily convertible to a known amount of cash and are subject to an insignificant risk of change in value, having been within three months of maturity when placed or acquired.

Financial Assets and Financial Liabilities

Date of Recognition. The Company recognizes a financial asset or a financial liability in the statements of financial position when it becomes a party to the contractual provisions of the instrument. In the case of a regular way purchase or sale of financial assets, recognition and derecognition are done using settlement date accounting

Initial Recognition. Financial instruments are recognized initially at fair value. The initial measurement of financial instruments, except for those designated as at fair value through profit or loss (FVPL), includes directly attributable transaction costs.

Classification

The Company classifies its financial assets in the following categories: held-to-maturity (HTM) investments, available-for-sale (AFS) financial assets, financial assets at FVPL and loans and receivables. The Company classifies its financial liabilities as either financial liabilities at FVPL or other financial liabilities. The classification depends on the purpose for which the investments are acquired and whether they are quoted in an active market. Management determines the classification of its financial assets and financial liabilities at initial recognition and, where allowed and appropriate, re-evaluates such designation at every reporting date.

As of December 31, 2017 and 2016, the Company has no HTM investments, AFS financial assets and financial assets and financial liabilities at FVPL.

The financial assets and liabilities of the Company are described below:

Financial Assets

Receivables. Receivables are non-derivative financial assets with fixed or determinable payments and maturities that are not quoted in an active market. They are not entered into with the intention of immediate or short-term resale and are not designated as AFS financial assets or financial assets at FVPL.

Subsequent to initial measurement, receivables are carried at amortized cost using the effective interest method, less any impairment in value. Any interest earned on receivables shall be recognized as part of "Interest income" in the statements of comprehensive income on an accrual basis. Amortized cost is calculated by taking into account any discount or premium on acquisition and fees that are an integral part of the effective interest rate. The periodic amortization is also included in profit or loss. Gains or losses are recognized in profit or loss when receivables are derecognized or impaired.

The Company's cash, due from related parties and refundable deposits are included under this category.

Cash. Cash is carried in the statement of financial position at face value. For purposes of the statement of cash flows, cash consist of cash on hand and deposits held at call with banks.

Financial Liabilities

Other Financial Liabilities. This category pertains to financial liabilities that are not designated or classified as at FVPL. After initial measurement, other financial liabilities are carried at amortized cost using the effective interest method. Amortized cost is calculated by taking into account any premium or discount and any directly attributable transaction costs that are considered an integral part of the effective interest rate of the liability.

The Company's accounts payable and accrued expenses and due to related parties are classified under this category.

Impairment of Assets

Assets are impaired if carrying amount exceeds the amount to be recovered through use of sale of the asset. An assessment is made at each statement of financial position date whether there is objective evidence that a specific financial or non-financial assets may be impaired. If such evidence exists, any impairment loss is recognized by the company.

- ***Impairment of Financial Assets***

If there is evidence that an impairment loss on loans and receivables carried at amortized cost has been incurred, the amount of loss is measured as the difference between the carrying amount and the present value of estimated cash flows discounted at the original effective interest rate. The carrying amount of the asset shall be reduced either directly or through the use of allowance account.

If in subsequent year, the amount of impairment loss decreases because of the event occurring after the impairment is recognized, the previously recognized impairment loss is reversed.

- **Impairment of Non-Financial Assets**

When indicators of impairment exist, the company's makes a formal estimate of recoverable amount. The asset's recoverable amount is the higher of an asset's cash generating unit's fair value in use and is determined for an individual asset, unless the asset does not generate cash inflows that are largely independent of those from other assets or group of assets.

Derecognition of Financial Instrument

Financial Assets. A financial asset (or, where applicable a part of a financial asset or part of a group of similar financial assets) is derecognized where:

- the rights to receive cash flows from the asset have expired;
- the Company retains the right to receive cash flows from the asset, but has assumed an obligation to pay them in full without material delay to a third party under a "pass-through" arrangement; or
- the Company has transferred its rights to receive cash flows from the asset and either (a) has transferred substantially all the risks and rewards of the asset, or (b) has neither transferred nor retained substantially all the risks and rewards of the asset, but has transferred control of the asset.

When the Company has transferred its rights to receive cash flows from an asset and has neither transferred nor retained substantially all the risks and rewards of the asset nor transferred control of the asset, the asset is recognized to the extent of the Company's continuing involvement in the asset

Financial Liabilities. A financial liability is derecognized when the obligation under the liability is discharged, cancelled or has expired.

Receivables

Receivables are recognized and carried at invoice amount. An estimate for doubtful accounts is made when collection of the full amount is no longer probable.

Inventories

Inventories are valued at the lower of cost and net realizable value. Cost is determined using the first in, first-out method. Net realizable value is the estimated selling price in the ordinary course of business, less the estimated costs of marketing and distribution.

Property, plant and equipment

Property, plant and equipment are carried at cost less accumulated depreciation, amortization. The initial cost of property, plant and equipment consists of its purchase price and any directly attributable costs of bringing the property and equipment to its working condition and location for its intended use. Expenditures incurred after the property and equipment have been put into operations, such as repairs and maintenance, are normally charged to income in the period the costs are incurred. In situations where it can be clearly demonstrated that the expenditures have resulted in an increase in the future economic benefits expected to be obtained from the use of an item of property and equipment beyond its original assessed standard of performance, the expenditures are capitalized as additional costs of property and equipment.

Depreciation and amortization are computed using the straight-line method over the following estimated useful lives:

	Useful Life (years)
Furniture and fixtures	5
Vehicles	3
Computer and accessories	3
Office equipment	3

The useful lives and depreciation method are reviewed periodically to ensure that the periods and method of depreciation are consistent with the expected pattern of economic benefits from items of property and equipment.

Intangible Assets

Cost incurred for the exclusive right to sell and distribute certain products and the license obtained from Bureau of Food and Drugs are recognized as intangible assets when it is probable that the Company will be able to successfully market the product. These cost are amortized using the straight line method over a period of 10 years which is the estimated period of its expected benefit.

Impairment of Assets

The carrying values of property and equipment are reviewed for impairment when events or changes in circumstances indicate that the carrying values may not be recoverable. If any such indication exists and when the carrying values exceed the estimated recoverable amount, the property and equipment or cash-generating units are written down to their recoverable amount. The recoverable amount of property and equipment is the higher of its net selling price and value in use. Net selling price is the amount obtainable from the sale of property and equipment in an arm's-length transaction between knowledgeable, willing parties, after deducting any direct incremental disposal costs. In assessing the value in use, the future cash flows are discounted to their present value using a pre-tax discount rate that reflects current market assessment of the time value of money and the risks specific to the property and equipment. For property and equipment that does not generate largely independent cash inflows, the recoverable amount is determined for the cash-generating unit to which the property and equipment belongs. Any impairment loss is recognized in the statement of income.

Reversal of impairment losses recognized in prior years, if any, is recorded when there is an indication that the impairment losses recognized for the property and equipment no longer exist or have decreased. The reversal is recorded as income. However, the increased carrying amount of property and equipment due to a reversal of accumulated impairment losses is recognized to the extent that it does not exceed the carrying amount (net of depreciation and/or amortization) that would have been determined had no impairment loss been recognized for the property and equipment in prior years.

Liabilities and Provisions

A liability and provision are recognized where there is a present obligation (legal or constructive) as a result of a past event, it is probable that an outflow of resources embodying economic benefits will be required to settle the obligation and a reliable estimate can be made of the amount of the obligation. These include trade and other payables and where the effect of the time value of money is material, the amount recognized is the present value of the expenditures expected to be required to settle the obligation using a pre-tax rate that reflects current market assessments of the time value of money and the risks specific to the obligation. The increase in the provision due to passage of time is recognized as interest expense.

Interest-Bearing Loans and Borrowings

All loans and borrowings are initially recognized at the fair value of the consideration received less directly attributable issuance costs.

After initial recognition, interest-bearing loans and borrowings and the attributable issuance costs are subsequently measured at amortized cost using the effective interest rate method.

Gains and losses are recognized in net profit and loss when liabilities are derecognized as well as through amortization process.

Borrowing Costs

Borrowing costs are capitalized if they are directly attributable to the acquisition or construction of a qualifying asset. Capitalization of borrowing costs commences when the activities to prepare the asset are in progress and expenditures and borrowing costs are being incurred. Borrowing costs are capitalized until the assets are substantially ready for their intended use. If the carrying amount of the asset exceeds its recoverable amount, an impairment loss is recorded.

Revenue Recognition

Revenue should be recognized when the significant risks and rewards of ownership are transferred to the buyer. Income and related expenses must be matched. If future expenses cannot be measured reliably, income recognition should be deferred.

Revenue should be recorded gross in all transactions where the company is involved in all processes and has exposure to the risks associated with providing the goods.

Sales of Goods. Revenue is recognized when the significant risk and rewards of ownership of the goods have passed to the buyer and the amount of revenue can be measured reliably.

Interest. Interest income on bank deposits is recognized on a time proportion basis, net of applicable final withholding tax.

Operating Lease Commitments – Company as Lessee

To date, the leases entered into by company are operating leases. Total payments made under the operating leases are charged to current operations. When an operating leases is terminated before the lease period expired, any payment required to be made to the lessor by way of a penalty is recognized as an expense in the period in which the termination takes place.

Foreign Currency-Denominated Transactions

Foreign currency-denominated transactions are recorded in Philippine peso by applying to the foreign currency amount the exchange rate between the Philippine peso and the foreign currency at the date of the transaction. Monetary assets and liabilities denominated in foreign currencies are restated using the rate of exchange at the balance sheet date. Exchange rate differences arising from the restatement and settlement of monetary items at rates different from those at which they were initially recorded are recognized in the statement of income in the year in which the differences arise.

Determining Functional Currency

Based on the economic substance of the underlying circumstances relevant to the Company, the functional currency of the company has been determined to be the Philippine Peso. The Philippine Peso is the currency of the primary economic environment in which the company operates. It is the currency that mainly influences the sale of goods and the costs to manufacture and sell the goods.

Related Party Transactions

This consists of advances to and/or from affiliated companies for use in the natural business operations, purchase of inventories and other operating charges advances by the Company or its affiliates. Parties are considered related if one party has the ability to control the other party or exercise significant influence over the other party in making financial and operating decisions. Individuals, associates or companies that directly or indirectly control or are controlled by or are under common control of the group are also considered related parties.

Profit/Loss per Share

Basic losses per share are calculated by dividing net loss for the year attributable to ordinary shares outstanding during the year.

Income Tax

Current tax assets and liabilities for the current period are measured at the amount expected to be recovered from or paid to the taxation authorities. The tax rates and tax laws used to compute the amount are those that are enacted or substantively enacted at the balance sheet date.

Deferred income tax is provided, using the balance sheet liability method, on all temporary differences at the balance sheet date between the tax bases of assets and liabilities and their carrying amounts for financial reporting purposes.

Deferred tax liabilities are recognized for all taxable temporary differences. Deferred tax assets are recognized for all deductible temporary differences to the extent that it is probable that taxable income will be available against which the deductible temporary differences can be utilized.

The carrying amount of deferred tax assets is reviewed at each balance sheet date and reduced to the extent that it is no longer probable that sufficient taxable income will be available to allow all or part of the deferred tax assets to be utilized.

Share Capital

Ordinary shares are classified as equity. Incremental costs directly attributable to the issue of new shares or options are shown in equity as a deduction from the proceeds. Where the company reacquires its own equity instruments as treasury shares, the consideration paid, including any directly attributable incremental cost is deducted from equity attributable to the company's equity holders until the shares are cancelled, reissued or disposed of. Where such shares are subsequently sold or reissued, any consideration received, net of any directly attributable incremental transaction costs and the related income loss is recognized in the income statement.

Subsequent Events

Adjustments are made to reflect in the financial statements the effect, if any, of past year end events that provided additional information about the company's financial position at the balance sheet date (adjusting events). Post year-end events that are not adjusting events are disclosed in the notes when material.

3. Significant Accounting Judgments and Estimates

The preparation of financial statements in conformity with PFRS requires management to make judgments, estimates and assumptions that affect the application of policies and reported amounts of assets and liabilities, income and expenses. The estimates and associated assumptions are based on historical experience and various other factors that are believed to be reasonable under the circumstances the result of which form basis of making the judgments about carrying values of assets and liabilities that are not readily apparent from other sources. Actual results may differ from these estimates.

Critical Judgments, Assumptions and Estimation Uncertainties

There were no critical judgments made in the process of applying the entity's accounting policies that have the most significant effect on the amounts recognized in the financial statements. There were no key assumptions concerning the future, and other key sources of estimation uncertainty at the balance sheet date, that have a significant risk of causing a material adjustments to the carrying amounts of assets and liabilities within the next financial year.

General Risk Management Principles

The entity's financial instruments are comprised some cash and various items, such as trade and other receivables, trade and other payables that arise directly from its operations. The main purpose of these financial instruments is to raise finance for the entity's operations. The main risk arising from the entities financial instruments are credit risk, liquidity risk and foreign currency risk. The management reviews and agrees policies for managing each of these risk and they are summarized below.

Credit Risks on Financial Assets

Financial assets that are potentially subject to concentrations of credit risk and failures by counterparties to discharge their obligations consist principally of cash, cash equivalents and trade and other accounts receivable. The management believes that the financial risks associated with these financial instruments are minimal. The cash and cash equivalents and other liquid financial assets are placed with high credit quality institutions. An ongoing credit evaluation is performed of the debtors' financial condition and a loss from impairment is recognized in the income statement. There is no significant concentration of credit risk, as the exposure is spread over a wide number of counterparties and customers.

Interest Rate Risk

The Company's interest rate exposure management policy centers on reducing the Company's overall interest expense and exposure to changes in interest rates. Changes in market interest rates relate primarily to the Company's interest-bearing debt obligations with floating interest rate.

Liquidity Risk

The Company monitors its cash flow positions and overall liquidity position in assessing its exposure to liquidity risk. The Company maintains a level of cash and cash equivalents deemed sufficient to finance operations and to mitigate the effects of fluctuation in cash flow.

4. Cash and cash equivalents

This account consists of:

	2 0 1 8		2 0 1 7	
Cash on hand	Php	10,000	Php	9,799
Cash in bank		19,754,241		31,113,028
Total	Php	19,764,241	Php	31,122,826

The cash in bank account represents the aggregate balances of the company's savings and current accounts in Philippine peso and American dollar maintained in different banks.

5. Receivables

This account consists of:

	2 0 1 8		2 0 1 7	
Trade receivables	Php	147,947,237	Php	117,720,937
Advances to officers and others		25,167,986		13,006,315
Total	Php	173,115,223	Php	130,727,252
Less: Allowance for doubtful accounts		-		8,710,615
Net Realizable Value	Php	173,115,223	Php	122,016,637

No doubtful account was provided in the financial statement for the management believes that the collection of its receivables is certain. Such certainty is based on the past experience of the company, where account receivables which are currently due are collectible within 30 days.

6. Inventories

This account consists of:

	2 0 1 8		2 0 1 7	
Stock in trade	Php	69,299,160	Php	55,329,738
Goods in transit		-		17,772,221
Total	Php	69,299,160	Php	73,101,959

7. Prepayments

	2 0 1 8		2 0 1 7	
Prepaid insurance	Php	81,231	Php	90,555
Prepaid rent		1,451,977		1,451,977
Prepaid others		2,916,122		2,234,666
Creditable tax withheld		-		1,963,437
Total	Php	4,449,330	Php	5,740,635

8. Property and Equipment

This account consists of:

		2 0 1 8				2 0 1 7	
		Vehicles	Furniture and Fixtures	Computers and Accessories	Office Equipment	Total	Total
Cost							
Balance at Beginning							
of Year	Php	20,659,621	1,536,039	3,935,161	649,650	26,780,472	30,526,550
Additions		-	92,654	257,670	32,000	382,323	1,238,417
Disposals		2,058,929	-	179,554	-	2,238,482	4,984,495
Balance at end of year		18,600,693	1,628,693	4,013,277	681,650	24,924,313	26,780,472
Accumulated							
Depreciation							
Balance at beginning							
of year		19,713,627	983,043	3,246,857	557,231	24,500,758	24,172,828
Additions		945,994	147,838	406,019	59,753	1,559,605	4,615,070
Disposals		2,058,929	-	179,554	-	2,238,482	4,287,140
Balance at end of year		18,600,693	1,130,882	3,473,322	616,984	23,821,880	24,500,758
Net Book Value	Php	0	497,811	539,955	64,666	1,102,433	2,279,714

The management believes that the recoverable amount of its property and equipment equals its carrying amount.

9. Notes Payable

This account consists of loans obtained from local banks to finance the acquisitions of Company's vehicles. These loans are payable in three (3) years and bear interest ranging from 4.60% to 6.18% per annum. These loans are secured by chattel mortgage on said vehicles.

The outstanding balance of the loans amounted to Php 0.00 and to Php 1,008,086.85 in 2018 and 2017. Current portion of loans amounted to Php 0.00 and Php 1,008,086.85 in 2018 and 2017 respectively.

10. Related Party Transactions

The company, a wholly owned subsidiary of Glenmark Pharmaceuticals, Ltd. (India), in the normal course of business, engages in transaction with its group company. Transaction with its parent company consists of importation of all major inventories and availments of interest bearing loans and non-interest bearing advances.

Glenmark Pharmaceuticals Ltd		
Glenmark Pharmaceuticals Ltd (India)		
Year	Purchases	Trade Payable
2018	170,728,017	110,000,478
2017	169,927,352	100,002,487

Glenmark Generics S.A.		
Year	Purchases	Trade Payable
2018	3,883,750	-
2017	1,853,466	-

Compensation of Key Management Personnel

The salaries and other employees' benefit account includes compensations and benefits granted to its office amounting to Php 31,752,504.79 and Php 30,268,671.13 in 2018 and 2017, respectively

11. Capital Stock

	2 0 1 8	2 0 1 7
Authorized:		
706,512 common shares of par value at Php200.00	141,302,400	141,302,400
Issued and fully paid:		
640,490 common shares of par value at Php200.00	128,098,000	128,098,000

12. Cost of Goods Sold

This account consists of:

	2 0 1 8		2 0 1 7	
Beginning inventory	Php	73,101,959	Php	63,673,519
Add: Purchases		186,378,430		182,344,694
Total goods available for sales		259,480,388		246,018,214
Less: Ending inventory		69,299,160		73,101,959
Cost of goods solds	Php	190,181,229	Php	172,916,255

13. Operating Expenses

This account consists of:

	2 0 1 8		2 0 1 7	
Salaries and wages	Php	63,790,171	Php	65,273,747
Advertising, marketing and promotions		20,270,153		30,829,167
Rent expense		16,156,034		14,437,921
Transportation and travel		15,513,862		16,351,757
Miscellaneous		7,251,971		5,905,736
Selling and distribution costs		5,633,254		4,063,644
Patents and trademarks registrations		4,579,021		2,876,571
Communication, light and water		4,119,334		4,508,696
Trainings and seminar		3,499,646		1,842,130
Insurance		3,093,953		3,603,963
SSS, Philhealth and Pagibig contribution		2,524,781		2,180,827
Taxes and licenses		2,446,950		1,498,869
Repairs and maintenance		2,079,572		4,949,162
Accomodation		2,007,396		2,182,851
Depreciation		1,559,605		4,615,070
Professional fees		1,448,097		1,017,846
Dues and fees		1,278,668		685,681
Fringe Benefits		846,632		622,588
Office supplies		621,075		536,030
Finance cost		441,523		508,104
Deliveries		239,091		241,871
Total	Php	159,400,789	Php	168,732,230

14. Other Non-Operating Income

This account consists of:

		2 0 1 8		2 0 1 7
Realized foreign exchange loss	Php	(2,908,683)	Php	(7,564,384)
Unrealized foreign exchange loss		(1,690,338)		(2,287,088)
Profit on sale of assets		492,643		1,029,671
Other income		146,535		-
Interest income		188,488		79,977
Total	Php	(3,771,355)	Php	(8,741,825)

15. Lease Contract

The company entered into various contractors of lease of its office spaces in Taguig, warehouse and cars. Details are as follows:

Rent expense – Taquig and Warehouse

Particulars	Lessor	Security Deposits	Monthly Rental	Expiration of lease contract
Office Rental	Verdecleo Realty Corporation	1,294,200.57		
	Year 1		354,914.00	July 15, 2017
	Year 2		372,659.70	July 15, 2018
	Year 3		391,292.69	July 15, 2019
	Year 4		410,857.32	July 15, 2020
	Year 5		431,400.19	July 15, 2021

Car operating – Lease

ORIX RENTAL CORPORATION

Contract No.	Type	Delivery Date	Lease Term	Monthly Rental
OL-09132	Toyota Corolla 1.6 GAT	11/10/17	06/06/16 - 06/05/21	First 3 years 26810.17/4th-5th year 22419.09
OL-09135	Toyota Vios 1.3 EAT	01/29/16	01/29/16 - 01/28/21	First 3 years 23036.85/4th-5th year 18589.28
OL-09136	Toyota Vios 1.3 EAT	01/22/16	01/22/16 - 01/21/21	First 3 years 23036.85/4th-5th year 18589.28
OL-09137	Toyota Vios 1.3 EMT	01/22/16	01/22/16 - 01/21/21	First 3 years 22492.1/4th-5th year 18140.54
OL-09138	Toyota Vios 1.3 EMT	01/22/16	01/22/16 - 01/21/21	First 3 years 22492.1/4th-5th year 18140.54
OL-09139	Toyota Vios 1.3 EMT	01/22/16	01/22/16 - 01/21/21	First 3 years 22492.1/4th-5th year 18140.54
OL-09141	Toyota Vios 1.3 EMT	02/19/16	02/19/16 - 02/18/21	First 3 years 22492.1/4th-5th year 18140.54
OL-09144	Toyota Vios 1.3 EMT	02/19/16	02/19/16 - 02/18/21	First 3 years 22492.1/4th-5th year 18140.54
OL-09145	Toyota Wigo 1.0 GM/T	12/18/15	12/18/15 - 12/17/20	First 3 years 18221.49/4th-5th year 13988.77
OL-09146	Toyota Wigo 1.0 GM/T	01/08/16	01/08/16 - 01/07/21	First 3 years 18221.49/4th-5th year 13988.77
OL-09147	Toyota Wigo 1.0 GM/T	12/23/15	12/23/15 - 12/22/20	First 3 years 18221.49/4th-5th year 13988.77
OL-09150	Toyota Wigo 1.0 GM/T	01/08/16	01/08/16 - 01/07/21	First 3 years 18221.49/4th-5th year 13988.77
OL-09152	Toyota Wigo 1.0 GM/T	12/18/15	12/18/15 - 12/17/20	First 3 years 18221.49/4th-5th year 13988.77
OL-09154	Toyota Wigo 1.0 GM/T	01/14/16	01/14/16 - 01/13/21	First 3 years 18221.49/4th-5th year 13988.77
OL-09156	Toyota Wigo 1.0 GM/T	12/23/15	12/23/15 - 12/22/20	First 3 years 18221.49/4th-5th year 13988.77
OL-09157	Toyota Wigo 1.0 GM/T	12/19/15	12/19/15 - 12/18/20	First 3 years 18221.49/4th-5th year 13988.77

Contract No.	Type	Delivery Date	Lease Term	Monthly Rental
OL-09263	Toyota Wigo 1.0 GM/T	03/18/16	03/18/16 - 03/17/21	First 3 years 18221.49/4th-5th year 13988.77
OL-09264	Toyota Wigo 1.0 GM/T	03/19/16	03/19/16 - 03/18/21	First 3 years 18221.49/4th-5th year 13988.77
OL-09265	Toyota Wigo 1.0 GM/T	03/11/16	03/11/16 - 03/10/21	First 3 years 18221.49/4th-5th year 13988.77
OL-09266	Toyota Wigo 1.0 GM/T	03/28/16	03/28/16 - 03/27/21	First 3 years 18221.49/4th-5th year 13988.77
OL-09268	Toyota Wigo 1.0 GM/T	04/01/16	04/01/16 - 03/31/21	First 3 years 18221.49/4th-5th year 13988.77
OL-09270	Toyota Wigo 1.0 GM/T	03/04/16	03/04/16 - 03/03/21	First 3 years 18221.49/4th-5th year 13988.77
OL-09271	Toyota Wigo 1.0 GM/T	04/06/16	04/06/16 - 04/05/21	First 3 years 18221.49/4th-5th year 13988.77
OL-09272	Toyota Wigo 1.0 GM/T	03/11/16	03/11/16 - 03/10/21	First 3 years 18221.49/4th-5th year 13988.77
OL-09273	Toyota Wigo 1.0 GM/T	03/19/16	03/19/16 - 03/18/21	First 3 years 18221.49/4th-5th year 13988.77
OL-09274	Toyota Wigo 1.0 GM/T	03/19/16	03/19/16 - 03/18/21	First 3 years 18221.49/4th-5th year 13988.77
OL-09275	Toyota Wigo 1.0 GM/T	02/19/16	02/19/16 - 02/18/21	First 3 years 18221.49/4th-5th year 13988.77
OL-09276	Toyota Wigo 1.0 GM/T	03/23/16	03/23/16 - 03/22/21	First 3 years 18221.49/4th-5th year 13988.77
OL-09278	Toyota Wigo 1.0 GM/T	03/11/16	03/11/16 - 03/10/21	First 3 years 18221.49/4th-5th year 13988.77
OL-09280	Toyota Wigo 1.0 GM/T	03/04/16	03/04/16 - 03/03/21	First 3 years 18221.49/4th-5th year 13988.77
OL-09282	Toyota Wigo 1.0 GM/T	03/31/16	03/31/16 - 03/30/21	First 3 years 18221.49/4th-5th year 13988.77
OL-09284	Toyota Wigo 1.0 GM/T	03/04/16	03/04/16 - 03/03/21	First 3 years 18221.49/4th-5th year 13988.77
OL-09286	Toyota Wigo 1.0 GM/T	02/18/16	02/18/16 - 02/17/21	First 3 years 18221.49/4th-5th year 13988.77
OL-09288	Toyota Wigo 1.0 GM/T	01/28/16	01/28/16 - 01/17/21	First 3 years 18221.49/4th-5th year 13988.77
OL-09289	Toyota Wigo 1.0 GM/T	01/22/16	01/22/16 - 01/21/21	First 3 years 18221.49/4th-5th year 13988.77
OL-09290	Toyota Wigo 1.0 GM/T	01/21/16	01/21/16 - 01/20/21	First 3 years 18221.49/4th-5th year 13988.77
OL-09291	Toyota Wigo 1.0 GM/T	01/28/16	01/28/16 - 01/17/21	First 3 years 18221.49/4th-5th year 13988.77
OL-10388	Toyota Vios 1.3 EAT	08/09/16	08/09/16 - 08/08/21	First 3 years 23036.85/4th-5th year 18589.28
OL-10390	Toyota Vios 1.3 EMT	08/09/16	08/09/16 - 08/08/21	First 3 years 22492.1/4th-5th year 18140.54
OL-10392	Toyota Vios 1.3 EMT	08/26/16	08/26/16 - 08/25/21	First 3 years 22492.1/4th-5th year 18140.54
OL-10394	Toyota Vios 1.3 EMT	08/26/16	08/26/16 - 08/25/21	First 3 years 22492.1/4th-5th year 18140.54
OL-10396	Toyota Wigo 1.0 GM/T	08/11/16	08/11/16 - 08/10/21	First 3 years 18411.5/4th-5th year 13822
OL-10397	Toyota Wigo 1.0 GM/T	08/10/16	08/10/16 - 08/09/21	First 3 years 18411.5/4th-5th year 13822
OL-10398	Toyota Wigo 1.0 GM/T	08/10/16	08/10/16 - 08/09/21	First 3 years 18411.5/4th-5th year 13822
OL-10400	Toyota Wigo 1.0 GM/T	08/10/16	08/10/16 - 08/09/21	First 3 years 18411.5/4th-5th year 13822
OL-10405	Toyota Wigo 1.0 GM/T	08/10/16	08/10/16 - 08/09/21	First 3 years 18411.5/4th-5th year 13822
OL-12470	Toyota Vios 1.3 EMT	05/05/17	06/01/17 - 05/31/22	First 3 years 22905.89/4th-5th year 18033.57
OL-12490	Toyota Vios 1.3 EMT	05/20/17	04/25/17 - 04/24/22	First 3 years 22905.89/4th-5th year 18033.57
OL-12499	Toyota Vios 1.3 EMT	14/15/2017	04/25/17 - 04/24/22	First 3 years 22905.89/4th-5th year 18033.57
OL-13985	Toyota Fortuner	10/01/17	11/08/17 - 11/07/22	First 3 years 41116.32/4th-5th year 31761.8

Total rent expense charged to operations amounted to Php 5,035,232.37 and Php 4,256,455.07 in 2018 and 2017 respectively. The amount of car operating lease is Php 11,120,802.00 in 2018 and Php 10,181,465.84 in 2017.

16. Income Per Share

Income per share computed as follows:

Particulars	2 0 1 8	2 0 1 7
Net comprehensive income	16,780,185	8,404,287
Number of common shares outstanding	640,490	640,490
Net Income per share	26.20	13.12

17. Income Tax Payable

The 2018 provision for income tax is calculated as per Normal Income Tax of 30% based on net income before tax since it has higher payable than MCIT of 2% based on gross income.

		2 0 1 8		2 0 1 7	
Net income before tax	Php	26,317,998	Php	15,239,117	
Add: Non-deductible expense					
Unallowable interest expense		28,737		-	
Less: Income subject to final tax					
Interest income		188,488		79,977	
Taxable income	Php	26,158,247	Php	15,159,140	
Tax rate		30%		30%	
Normal Income Tax	Php	7,847,474	Php	4,547,742	
Less: Prior years excess credit		1,963,437		-	
Creditable tax withheld		3,991,427		6,511,179	
Final Income Tax Payable (Overpayment)	Php	1,892,610	Php	(1,963,437)	

Normal Income Tax – Based on Net Income before Tax

		2 0 1 8		2 0 1 7	
Gross income	Php	211,380,470	Php	204,773,759	
Less: Income subject to final tax					
Interest income		188,488		79,977	
Taxable gross income	Php	211,191,982	Php	204,693,782	
Tax rate		2%		2%	
Minimum Corporate Income Tax	Php	4,223,840	Php	4,093,876	

Minimum Corporate Income Tax – Based on Gross Income

The Normal Income Tax is higher than the MCIT.

18. Allowable Interest Expense

Under the Republic Act No. 9337, Section 34(B), the amount of interest paid or incurred within a taxable year on indebtedness in connection with the taxpayer's profession, trade or business shall be allowed as deduction from gross income: provided, however, that the taxpayer's otherwise allowable deduction for the interest expense shall be reduced by thirty-three percent (33%) of the interest income subject to final tax. Allowable Interest Expense computed as follows:

		2 0 1 8		2 0 1 7	
Interest income - net	Php	188,488	Php	136,132	
Divide:		0.80		0.80	
Gross interest income	Php	235,609	Php	170,165	
Multiply: Unallowable percentage		0.33		0.33	
Unallowable interest expense	Php	77,751	Php	56,154	
Interest expense	Php	28,737	Php	243,748	
Less: Unallowable interest expense		77,751		56,154	
Allowable interest expense	Php	-	Php	187,594	

19. Others

The accompanying financial statements of the Company as of and for the years ended March 31, 2018 and 2017 were approved and authorized for issue by the Board of Directors (BOD) on April 8, 2018.